



Terry's 100 Plus Beatles Ukulele Songbook
Adapted, Compiled and Updated to Version Two
March 2024



AND IN THE END
THE LOVE YOU TAKE
IS EQUAL TO THE LOVE YOU MAKE



Index

A Day In The Life V1 _____	5
A Hard Days Night V2 _____	6
Across The Universe V1 _____	7
All My Loving V4H _____	8
All You Need Is Love V2 _____	9
And I Love Her V5 _____	10
And Your Bird Can Sing V5 (C) _____	11
And Your Bird Can Sing V5 (F) _____	12
Another Girl V2 _____	13
Baby It's You V2 _____	14
Baby's In Black V3 _____	15
Back In The U.S.S.R. V2 _____	16
Between The Devil And The Deep Blue Sea V3 _____	17
Can't Buy Me Love V1 (C) _____	18
Can't Buy Me Love V2 (F) _____	19
Chains V3 _____	20
Day Tripper (C) V1 _____	21
Devil In Her Heart V1 _____	22
Devil In Her Heart V2H _____	23
Don't Bother Me V1 _____	24
Don't Pass Me By V4 _____	25
Eight Days a Week V6H _____	26
Eleanor Rigby V3 _____	27
Everybody's Trying To Be My Baby V3 _____	28
For No One V1 _____	29
From Me to You V3 _____	30
Getting Better V1 _____	31
Girl (Am) V5 _____	32
Girl. (Dm) V5 _____	33
Golden Slumbers V2 _____	34

Good Day Sunshine V1 _____	35
Got To Get You Into My Life V2 _____	36
Help V2 _____	37
Help V2H _____	38
Her Majesty V2 _____	39
Here Comes The Sun V4 _____	40
Here, There and Everywhere V1 _____	41
Hey Jude V2 _____	42
I Am The Walrus V2 _____	43
I Call Your Name V1 _____	44
I Don't Want To Spoil The Party V4 _____	45
I Need You V1B (+ Lead) _____	46
I Need You V1A (Rhythm) _____	47
I Saw Her Standing There (E) V1 _____	48
I Saw Her Standing There (G) V5 _____	49
I Want To Hold Your Hand V3 _____	50
I Want To Tell You V3 _____	51
I Will V1 _____	52
I'm Looking Through You V5 _____	53
I'm Only Sleeping V3 _____	54
If I Fell V2 _____	55
If I Needed Someone V2 _____	56
I'll Be Back V4 _____	57
I'll Cry Instead V2 _____	58
I'll Follow The Sun V2 _____	59
I'll Get You V3 _____	60
I'm A Loser V2 _____	61
I'm Down V2 _____	62
I'm Happy Just To Dance With You V6 _____	63
Imagine V1 _____	64

In My Life V4	65
In My Life V4H	66
It Won't be Long V2	67
It's Only Love V1	68
I've Just Seen A Face V2	69
Let It Be V2	70
Love Me Do V4	71
Love Me Do V4Harp	72
Lovely Rita V2	73
Lovely Rita V2H	74
Lucy In The Sky With Diamonds V1	75
Maxwell's Silver Hammer V4	76
Misery V1	77
No Reply V1	78
Norwegian Wood V1	79
Not A Second Time V1	80
Now and Then V2	81
Nowhere Man V2	82
Ob-La-Di, Ob-La-Da V3	83
Octopus's Garden (C) V3	84
Octopus's Garden (D) V3	85
Oh Darling V2	86
One After Nine O Nine V2	87
Only You V2	88
P. S. I Love You V1 (D)	89
P. S. I Love You V1 (G)	90
Penny Lane V1	91
Please Please Me V2	92
Revolution 1 V1	93
Sgt. Pepper's Lonely Hearts Club Band V1	94

She Loves You V4 _____	95
She's Leaving Home V1 _____	96
Something V2 _____	97
Tell Me Why V1 _____	98
Thank You Girl V1 _____	99
The Fool On The Hill V2 _____	100
The Long and Winding Road V2 _____	101
The Night Before V2 _____	102
Things We Said Today V1 _____	103
This Boy V4 _____	104
Ticket To Ride V2 _____	105
Two Of Us V4 _____	106
We Can Work It Out V2 _____	107
When I Get Home V1 _____	108
When I'm 64 V4 _____	109
With A Little Help From my Friends V6 _____	110
Yes It Is V2 _____	111
Yesterday V2 _____	112
You Can't Do That V3 _____	113
You Like Me Too Much V2 _____	114
You Really Got A Hold On Me V3 _____	115
You Won't See Me V3H _____	116
Your Mother Should Know V4 _____	117
You're Going To Lose That Girl V2 _____	118
You've Got To Hide Your Love Away V1 _____	119

The Beatles have been the biggest single musical influence to me throughout my life. I hope anyone playing, or trying to play, these songs will get as much pleasure as I have. I chose, and adapted, these songs for my own use, so my interpretation of them may not be entirely as the writers intended.

To explain a few of the symbols used on the song sheets:

- one vocal rest

- one playing rest

/ Indicates one playing beat.

The {↓} and {↑} indicates whether you should sing lower or higher.

Most others are self explanatory.

Just a few acknowledgements:

Jim Carey for his fine website ozbcoz.com

Headcorn Ukulele Group for use of their song sheets and just being nice people.

My friend Les Cook for help with The Computer Thingy's.

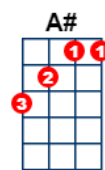
Most thanks are due, of course, to THE BEATLES. - Terry Riley

A Day In The Life. (Sgt. Peppers Album 1967)
[Listen on Youtube](#) 4/4 Time. 163 BPM. Original Key = G.
 [Intro] [C] [Em] [Am] [F]



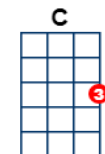
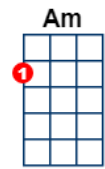
[Verse 1]

[C] - I read the [Em] news today, oh [Am] boy [Am]
 [F] - About a lucky man who [D] made the grade [D]
 [C] - And though the [Em] news was rather [Am] sad [Am]
 [F] - Well, I just [A#] had to laugh [Am] [Am]
 [F] - I saw the [A#] photograph [Am] [F]



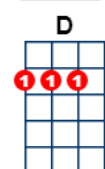
[Verse 2]

[C] - He blew his [Em] mind out in a [Am] car [Am]
 [F] - He didn't notice that the [D] lights had changed [D]
 [C] - A crowd of [Em] people stood and [Am] stared [Am]
 [F] - They'd seen his [A#] face before
 [Am] Nobody was really sure
 If [Am] he was from the House of [F] Lords [F]



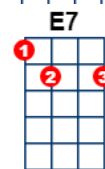
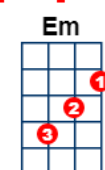
[Verse 3]

[C] - I saw a [Em] film today, oh [Am] boy [Am]
 [F] - The English Army had just [D] won the war [D]
 [C] - A crowd of [Em] people turned a-[Am]way [Am]
 [F] - But I just [A#] had to look
 [Am] - - Having read the [F] book [F]///
 [F]/I'd [F] love to [Am] turn [Am] you [Am] on [Am] [Am] [Am] [Am] [Am] [Am] [Am] [Am]
 [A] [A]/// (orchestral glissando)



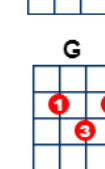
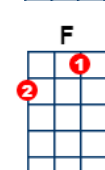
[Middle]

[A]/ Woke [A] up, fell out of [A] bed
 Dragged a [A] comb across my [G] head [G]
 Found my [A] way downstairs and [E7] drank a cup
 And [A] looking up I [E7] noticed I was late [E7]
 Found my [A] coat and grabbed my [A] hat
 Made the [A] bus in seconds [G] flat [G]
 Found my [A] way upstairs and [E7] had a smoke
 [A] Somebody spoke and I [E7] went into a dream.



[Interlude]

[F] [F] [C] [C] [G] [G] [D] [D], [A] [A], [F] [F] [C] [C] [G] [G] [D] [D]
 Aaaaaaaaahhhhhhhhhhhhhh Aaahh. Aaaaaaaaahhhhhhhhhhhhhh
 [A]/ - - [G]/ [F]/ - - [G]/



[Verse 4]

[C] - I read the [Em] news today oh [Am] boy [Am]
 [F] - Four thousand holes in Blackburn, [D] Lancashire [D]
 [C] - And though the [Em] holes were rather [Am] small [Am]
 [F] - They had to [A#] count them all
 [Am] Now they know how many holes it takes to fill the Albert [F] Hall [F]///
 [F]/I'd [F] love to [Am] turn [Am] you [Am] on [Am] [Am] [Am] [Am] [Am] [Am] [Am] [Am]
 (orchestral glissando)

[Coda] [A] / - - - [A] /.

A Hard Days Night - (Lennon, McCartney)

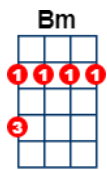
[Listen to Song on YouTube](#) 4/4 Time. 140 BPM. 1st 4 notes sung = E, F, E, G



[Intro] **[G7sus4]/**.


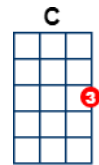
[Verse]

[NC] It's been a **[G]**// hard **[C]**// day's **[G]** night and I've been
[F] working like a **[G]** dog. It's been a
[G]// hard **[C]**// day's **[G]** night, I should be **[F]** sleeping like a **[G]** log.
But when I **[C]** get home to you, I find the **[D]** things that you do,
will make me **[G]**// feel **[C]**// all **[G]** right



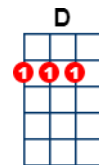
[Verse]

You know I **[G]**// work **[C]**// all **[G]** day to get you
[F] money to buy you **[G]** things, and it's
[G] // worth it just to **[C]**// hear you **[G]** say, you're gonna **[F]** give me every-**[G]**thing.
So why on **[C]** earth should I moan, 'cause when I **[D]** get you alone,
you know I'll **[G]**// feel **[C]**// O.**[G]** K.



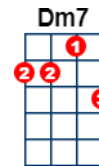
[Middle 8]

When I'm **[Bm]** home **[Em]** everything seems to be **[Bm]** right **[Bm]**
When I'm **[G]** home **[Em]** feeling you holding me **[C6]** tight, **[D]** tight, yeah!



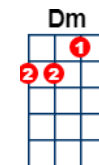
[Verse]

It's been a **[G]**// hard **[C]**// day's **[G]** night and I've been
[F] working like a **[G]** dog
It's been a **[G]**// hard **[C]**// day's **[G]** night, I should be **[F]** sleeping like a **[G]** log
But when I **[C]** get home to you, I find the **[D]** things that you do,
will make me **[G]**// feel **[C]**// all **[G]** right

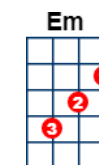


[Solo]

[G]// **[C]**// **[G]** **[F]** **[G]**
[G]// **[C]**// **[G]** **[F]** **[G]**

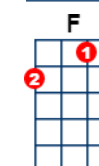


So why on **[C]** earth should I moan, 'cause when I **[D]** get you alone,
you know I'll **[G]**// feel **[C]**// O.**[G]** K.



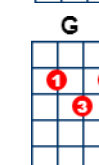
[Middle 8]

When I'm **[Bm]** home **[Em]** everything seems to be **[Bm]** right **[Bm]**
When I'm **[G]** home **[Em]** feeling you holding me **[C6]** tight, **[D]** tight, yeah!



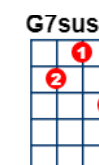
[Verse]

It's been a **[G]**// hard **[C]**// day's **[G]** night and I've been
[F] working like a **[G]** dog
It's been a **[G]**// hard **[C]**// day's **[G]** night, I should be
[F] sleeping like a **[G]** log
But when I **[C]** get home to you, I find the **[D]** things that you do,
will make me **[G]**// feel **[C]**// all **[G]** right



[Coda]

You know I **[G]**// feel **[C]**// all **[G]** right
You know I **[G]**// feel **[C]**// all right **[Dm7]/**.



Across The Universe. (Lennon, McCartney)

Listen to Song on YouTube 76 BPM. (4/4 Time with exceptions.*)



Intro: [D] [F#m] [A]

[Verse 1]

[D]// Words are flowing [Bm]// out like endless [F#m] rain into a paper cup
They [Em7] slither wildly as they slip a-[A]//way across the [A7]// universe [A7]//
[D]// Pools of sorrow, [Bm]// waves of joy are [F#m] drifting through my opened
mind, Poss-[Em7]//essing and ca-[Gm]*ressing me

[Chorus]

[D] Jai guru [D] deva [A7sus4] Ommm
[A] Nothing's gonna change my [A7] world
[G] Nothing's gonna change my [D] world
[A] Nothing's gonna change my [A7] world
[G] Nothing's gonna change my [D] world

[Verse 2]

[D]// Images of [Bm]// broken light which [F#m] dance before me like a million
[Em7] eyes They call me on and on a-[A]//cross the uni-[A7]//verse
[D]// Thoughts meander [Bm]// like a restless [F#m] wind inside a letterbox
They [Em7] tumble blindly as they make their [A]// way across the [A7]// universe

[Chorus]

[D] Jai guru [D] deva [A7sus4] Ommm
[A] Nothing's gonna change my [A7] world
[G] Nothing's gonna change my [D] world
[A] Nothing's gonna change my [A7] world
[G] Nothing's gonna change my [D] world

[Verse 3]

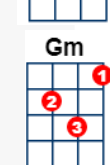
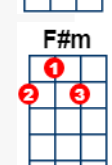
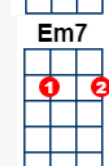
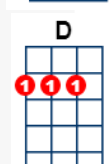
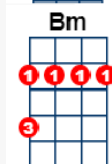
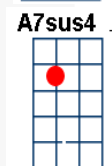
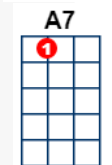
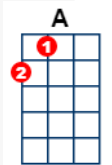
[D]// Sounds of laughter, [Bm]// shades of life are
[F#m] ringing through my opened ears In-[Em7]//citing and in-[Gm]viting me
[D]// Limitless, un-[Bm]//dying love which [F#m] shines around me like a million
[Em7] suns, and calls me on and on a-[A]//cross the uni-[A7]//verse

[Chorus]

[D] Jai guru [D] deva [A7sus4] Ommm
[A] Nothing's gonna change my [A7] world
[G] Nothing's gonna change my [D] world
[A] Nothing's gonna change my [A7] world
[G] Nothing's gonna change my [D] world

[Outro]

[D] Jai guru [D] deva
[D] Jai guru [D] deva [D].



[Back to Index](#) V1

Jai Guru Deva omm is a mantra that translates into "hail to the Heavenly Teacher" or "I give thanks to Guru Dev (or heavenly teacher)".
The phrase was coined by the late Indian guru Maharishi Mahesh Yogi, which he used as a tribute to his own guru, Guru Dev.

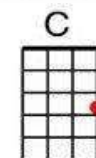
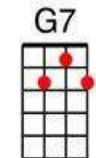
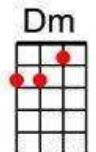
All My Loving (Lennon, McCartney) With The Beatles Album 1963

Count: 1234 12 BPM 170. 1st 3 notes sung **F,E,D**.

[Listen to Song on YouTube](#) Underlined Lyrics & Oooh's start together

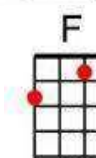


[NC] Close your **[Dm]** eyes and I'll **[G7]** kiss you
 To-**[C]**morrow I'll **[Am]** miss you
 Re-**[F]**member I'll **[Dm]** always be **[Bb]** true **[G7]**
 And then **[Dm]** while I'm a-**[G7]**way, I'll write **[C]** home every **[Am]** day
 And I'll **[F]** send all my **[G7]** loving to **[C]** you **[C]/**



[NC] - I'll pre-**[Dm]**tend that I'm **[G7]** kissing
 The **[C]** lips I am **[Am]** missing
 And **[F]** hope that my **[Dm]** dreams will come **[Bb]** true **[G7]**
 And then **[Dm]** while I'm **[G7]** away
 I'll write **[C]** home every **[Am]** day
 And I'll **[F]** send all my **[G7]** loving to **[C]** you **[C]/**

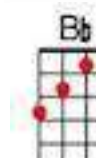
[NC] - All my **[Am/C]** loving **[Caug]** I will send to **[C]** you, **[C]** Ooooh
 All my **[Am/C]** loving **[Caug]** darling I'll be **[C]** true **[C]/** Ooooh



Instrumental { = Individual notes played on the C string}*

[C*] [D*] [E*] [F] [G] [C] [F] [Dm] [G7] [C] [C]/

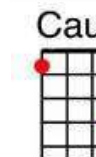
[NC] - Close your **[Dm]** eyes and I'll **[G7]** kiss you Harmony
 To-**[C]**morrow I'll **[Am]** miss you
 Re-**[F]**member I'll **[Dm]** always be **[Bb]** true **[G7]**
 And then **[Dm]** while I'm a-**[G7]** way
 I'll write **[C]** home every **[Am]** day
 And I'll **[F]** send all my **[G7]** loving to **[C]** you **[C]/**



[NC] - All my **[Am/C]** loving **[Caug]** I will send to **[C]** you. **[C]** Ooooh
 All my **[Am/C]** loving **[Caug]** darling I'll be **[C]** true **[C]/** Ooooh



[NC] - Close your **[Dm]** eyes and I'll **[G7]** kiss you Harmony
 To-**[C]**morrow I'll **[Am]** miss you
 Re-**[F]**member I'll **[Dm]** always be **[Bb]** true **[G7]**
 And then **[Dm]** while I'm a-**[G7]**way
 I'll write **[C]** home every **[Am]** day
 And I'll **[F]** send all my **[G7]** loving to **[C]** you **[C]/**



[NC] - All my **[Am/C]** loving - - **[Caug]** I will send to **[C]** you **[C]** Ooooh
 All my **[Am/C]** loving - - **[Caug]** darling I'll be **[C]** true **[C]** Ooooh
 All my **[Am/C]** loving - - **[Caug]** - - aaaall **[C]** my..y loving **[C]** Oo Oo Ooooh
 All my **[Am/C]** loving - - **[Caug]** - I will send to **[C]** you **[C]/**. Ooooh

All You Need Is Love - (Lennon/McCartney) 1967. 1st note sung B.
[Listen on Youtube](#) Intro & Verses are 7/4 & 4/4, Chorus 2/4 Time. 100 BPM.



[Intro]

[G]// Love [D]// Love [Em7]/// Love
 [G]// Love [D]// Love [Em7]/// Love
 [Am]// Love [G]// Love [D] Love [D]// [D7]// [D6]///

[Verse]

[G] - There's nothing you can [D] do that can't be [Em7]/// done
 [G] - Nothing you can [D] sing that can't be [Em7]/// sung
 [Am] - Nothing you can [G] say but you can [D] learn how to play the game,
 It's [D]// easy [D7]// [D6]///

[G] - There's nothing you can [D] make that can't be [Em7]/// made
 [G] - No one you can [D] save that can't be [Em7]/// saved.
 [Am] - Nothing you can [G] do but you can [D] learn how to be you in time,
 It's [D]// easy [D7]// [D6]///

[Chorus] 2/4

[G] - All you [A] need is [D] love [D7]
 [G] - All you [A] need is [D] love [D7]
 [G] - All you [B7] need is [Em] love [G] love, [C] - Love is [D] all you need. [G]

[Instrumental Break]

[G] There's nothing you can [D] do that can't be [Em7]/// done
 [G] Nothing you can [D] sing that can't be [Em7]/// sung
 [Am] Nothing you can [G] say but you can [D] learn how to play the game,
 It's [D]// easy [D7]// [D6]///

[Chorus] 2/4

[G] - All you [A] need is [D] love [D7]
 [G] - All you [A] need is [D] love [D7]
 [G] - All you [B7] need is [Em] love [G] love, [C] - Love is [D] all you need. [G]

[G] - There's nothing you can [D] know that isn't [Em7]/// known.
 [G] - Nothing you can [D] see that isn't [Em7]/// shown.
 [Am] - Nowhere you can [G] be that isn't [D] where you're meant to be,
 It's [D]// easy [D7]// [D6]///

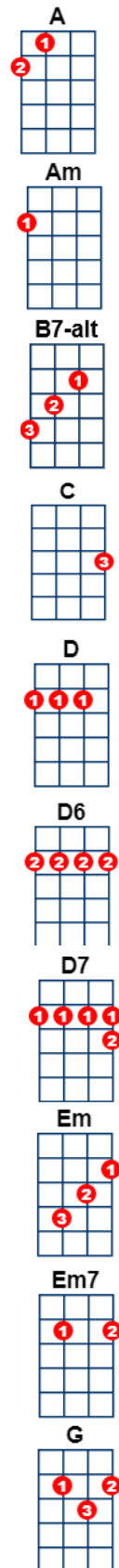
[Chorus] 2/4

[G] - All you [A] need is [D] love [D7]
 [G] - All you [A] need is [D] love [D7]
 [G] - All you [B7] need is [Em] love [G] love, [C] - Love is [D] all you need. [G]

[Chorus] 2/4

[G] - All you [A] need is [D] love [D7] (All together now)
 [G] - All you [A] need is [D] love [D7] (Everybody)
 [G] - All you [B7] need is [Em] love [G] love, [C] - Love is [D] all you need.

[G] Love is all you need (Love is all you need)
 [G] Love is all you need (Love is all you need), [G] Love is all you need (Repeat till end)



And I Love Her (Lennon, McCartney) A Hard Days Night Album 1964

[Listen to song on Youtube](#) 112 BPM. 4/4 Time. Original key F#m.

Low G string is best for [Tab 1] which is optional.

Low G - Try picking single strings after verse 1 in the order G C A E.



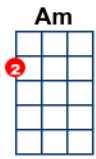
Intro [Tab 1] [Dm] [Dm] [Tab 1] [Am] [Am] [Tab 1]

Verse 1

[Dm] I give her [Am] all my love, [Dm] that's all I [Am] do
[Dm] And if you [Am] saw my love [F] you'd love her [G7] too
I [C] love her [C].

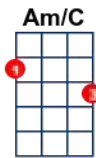
Tab 1

A|-----|
E|-----|
C|---0---|
G|---0---4-2---|



Verse 2

[Dm] She gives me [Am] everything [Dm] and tender-[Am]ly
[Dm] The kiss my [Am] lover brings [F] she brings to [G7] me
And I [C] love her [C].



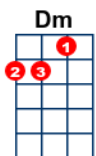
Bridge 1

[Am/C] A love like [G] ours [Am/C] could never [Em] die
[Am/C] As long as [Em] I have you [G] near me [G7]



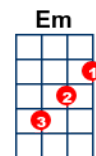
Verse 2

[Dm] Bright are the [Am] stars that shine [Dm] dark is the [Am] sky
[Dm] I know this [Am] love of mine [F] will never [G7] die
And I [C] love her [C]



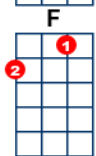
Instrumental. (The original moves up one semitone to D#m here. This version doesn't)

[Dm] I give her [Am] all my love [Dm] that's all I [Am] do
[Dm] And if you [Am] saw my love [F] you'd love her [G7] too
And I [C] love her [C]



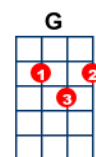
Bridge 2

[Am/C] A love like [G] ours [Am/C] could never [Em] die
[Am/C] As long as [Em] I have you [G] near me [G7]



Verse 3

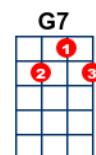
[Dm] Bright are the [Am] stars that shine [Dm] dark is the [Am] sky
[Dm] I know this [Am] love of mine [F] could never [G7] die
And I [C] Love her [C]



Outro

[Tab 1] [Dm] [Dm] [Tab 1] [Am] [Am],
[Tab 1] [Dm] [Dm] [Tab 1] [Am] /.

Slowing

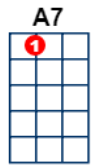


And Your Bird Can Sing. (Lennon, McCartney) (Revolver, 1966.)
[Listen to song on YouTube](#) 4/4 Time. 133 BPM. Original key E.

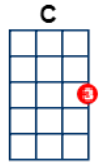


Intro: [C] [C] [C] [C]

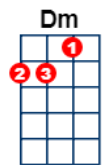
[C] You tell me that you've got everything you want
[C] And your bird can sing
But you don't get [Dm] me,
[F] - - you don't get [C] - me [C]



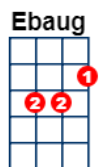
[C] You say you've seen seven wonders
[C] and your bird is green
But you can't see [Dm] me,
[F] - - you can't see [C] - me [C]



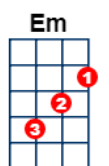
[Em] When your prized [Ebaug] possessions
[G] start to weigh you [A7] down
[F] Look in my di-[Dm]rection,
I'll be around, I'll be a-[G]round



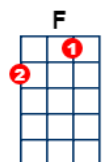
[C] [C] [C] [C]
[F] [Dm] [C] [C]



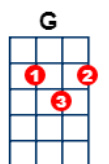
[Em] When your bird is [Ebaug] broken
[F] will it bring you [A7] down
[F] You may be a-[Dm]woken,
I'll be around, I'll be a-[G]round



[C] You tell me that you've heard every sound there is
[C] And your bird can swing
But you can't hear [Dm] me,
[F] - - you can't hear [C] - me [C]



Coda.
[C] [C] [C] [C]
[F] [Dm] [C] [C]
[C] [C] [C] [F] /.



And Your Bird Can Sing. Lennon, McCartney (Revolver 1966)
[Listen to song on YouTube](#) 4/4 Time. 133 BPM. Original key E.



Intro: [F] [F] [F] [F]

[F] You tell me that you've got everything you want
 [F] And your bird can sing
 But you don't get [Gm] me,
 [Bb] - - you don't get [F] - me [F]

[F] You say you've seen seven wonders
 [F] and your bird is green
 But you can't see [Gm] me,
 [Bb] - - you can't see [F] - me [F]

[Am] When your prized [G#aug] possessions
 [C] start to weigh you [D] down
 [F] Look in my di-[Gm]rection,
 I'll be around, I'll be a-[C]round

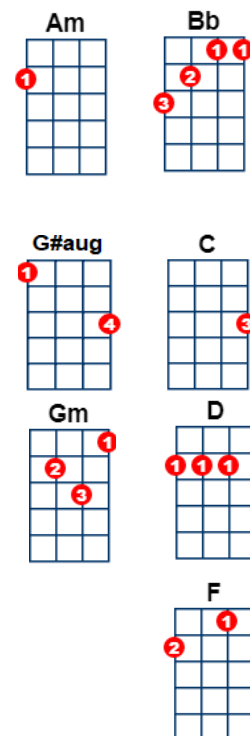
[F] [F] [F] [F]
 [Gm] [Bb] [F] [F]

[Am] When your bird is [G#aug] broken
 [C] will it bring you [D] down
 [F] You may be a-[Gm]woken,
 I'll be around, I'll be a-[C]round

[F] You tell me that you've heard every sound there is
 [F] And your bird can swing
 But you can't hear [Gm] me,
 [Bb] - - you can't hear [F] - me [F]

Coda.

[F] [F] [F] [F]
 [Gm] [Bb] [F] [F]
 [F] [F] [F] [Bb] /.



Another Girl – (Lennon, McCartney) 175 BPM Count 1-2-3-4, 1.
Listen to song on Youtube Starting note sung = {E}



[Intro]

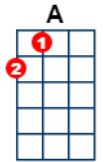
[NC] For I have [A] got [D] - another [A] girl, [D] - another [A] girl

[Verse 1]

You're makin' me [G] say that I've got [A] - nobody but [D] you.

[A] - But as from to-[G]day, well, I've got, [A] - somebody that's [D] new.

I ain't no fool and I don't take what I don't [E7]/ want.



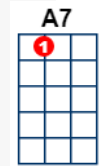
[Verse 2]

[NC] For I have [A] got [D] - another [A] girl, [D] - another

[A] girl, she's sweeter than [G] all the girls and [A] - I've met quite a [D] few.

[A] - Nobody in [G] all the world can [A] - do what she can [D] do.

- And so I'm telling you, this time you'd better [E7]/ stop,



[Chorus]

[NC] For I have [A] got [D] - another [A] girl, [D] - another

[C] girl who will [G] love me 'til the [C] end.

[G] - Through thick and [C] thin, she will [E7] always be my [A7] friend. [E7]

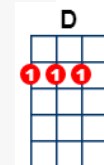


[Verse 3]

[A] - I don't want to [G] say that I've been [A] - unhappy with [D] you,

[A] - but as from to-[G]day well I've seen [A] - somebody that's [D] new.

I ain't no fool and I don't take what I don't [E7]/ want.

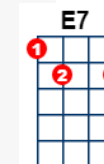


[Chorus]

[NC] For I have [A] got [D] - another [A] girl [D] - another

[C] girl who will [G] love me 'til the [C] end.

[G] - Through thick and [C] thin, she will [E7] always be my [A7] friend. [E7]

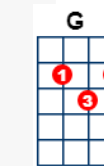


[Verse 4]

[A] - I don't want to [G] say that I've been, [A] - unhappy with [D] you,

[A] - but as from to-[G]day well I've got [A] - somebody that's [D] new.

I ain't no fool and I don't take what I don't [E7] / want.



[NC] For I have [A] got [D] - another [A] girl [D] - another [A] girl.

[D] - Another [A]/ girl

Baby It's You. The Beatles. (Please please me.1963)
[Listen on Youtube](#) (Burt Bacharach, Mack David & Luther Dixon)
 1st note sung = D. 4/4 Time. 111 BPM.



Intro

[G] - Sha-la, la-la, la-la, [Em] la, [G] - Sha-la, la-la, la-la, [Em] la
 [G] - Sha-la, la-la, la-la, [Em]/ la. [NC] Sha-la, la-la, [C] la

Verse 1

It's not the way you smile, that touched my [G] heart.
 [G] - - (Sha-la, la-la, [C] la)
 It's not the way you kiss, that tears me a-[G] part.

Bridge

[G] - - Uh-oh, [Em] many, many, many nights go by
 [Am] I sit alone, at home, and I cry over [G] you.

Chorus

What can I [Em] do? [C] Can't help my-[D] self [D]/.
 [NC] Cause, baby it's [G] you. (Sha-la, la-la, la-la, [Em] la)
 Baby, it's [G] you. (Sha-la, la-la, la-la, [Em] la)
 (Sha-la, la-la, [C] la)

Verse 2

You should hear what they [C] say, about
 [G] you - Cheat - [G] Cheat. - (Sha-la, la-la, [C] la)
 They say, they say you've [C] never, never, never ever been
 [G] true - Cheat - [G] Cheat.

Bridge

- Uh-oh, [Em] it doesn't matter what they say
 [Am] I know I'm gonna love you any old way

Chorus

What can I [G] do? When it's [Em] true.
 [C] - Don't want no-[D] body, nobody [D] /.
 [NC] Cause, baby it's [G] you. (Sha-la, la-la, la-la, [Em] la)
 Baby it's [G] you. (Sha-la, la-la, la-la, [Em] la)

Middle eight.

[C] [D] [G] [G], [C] [D] [G] [G]

Bridge

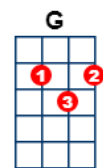
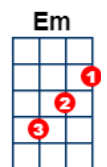
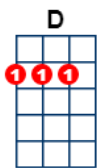
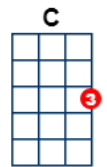
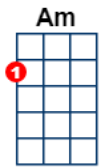
Uh-oh, [Em] it doesn't matter what they say
 [Am] I know I'm gonna love you any old way

Chorus

What can I [G] do? When it's [Em] true.
 [C] - Don't want no-[D] body, nobody [D] /.
 [NC] Cause, baby it's [G] you. (Sha-la, la-la, la-la, [Em] la)
 Baby it's [G] you. (Sha-la, la-la, la-la, [Em] la)

Outro

Don't leave me all a-[G] lone. (Sha-la, la-la, la-la, [Em] la)
 - - Come on [G] home (Sha-la, la-la, la-la, [Em] la) - - - [G] /.



Baby's In Black. (Lennon, McCartney) Beatles For Sale
[Listen on YouTube](#) 6/8 Time. 200 BPM.



Intro. [A]/// oh [D]/// what can I [A] do

[A] Oh dear [E7] what can I do?
 [D7] baby's in black and [E7] I'm feeling blue, tell me
 [A]/// oh [D]/// what can I [A]/// do? [E7]///

[A] She thinks of [A] him and [A7] so she dresses in
 [D] black and [D] though he'll never come [A]/// back
 [E7]/// she's dressed in [A] black

[A] Oh dear [E7] what can I do?
 [D7] baby's in black and [E7] I'm feeling blue, tell me
 [A]/// oh [D]/// what can I [A]/// do? [E7]///

[A] I think of [A] her but [A7] she thinks only of
 [D] him and [D] though its only a [A]/// whim
 [E7]/// she thinks of [A] him

[F#m] Oh how [B7] long will it take
 [D] till she [E7] sees the mistake she has
 [A] made ' dear [E7] what can I do,
 [D7] baby's in black and [E7] I'm feeling blue tell me
 [A]/// oh [D]/// what can I [A]/// do? [E7]///

Instrumental

[A] Oh dear [E7] what can I do,
 [D7] baby's in black and I'm [E7] feeling blue, tell me
 [A]/// oh [D]/// what can I [A] do

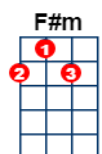
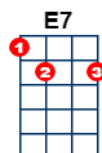
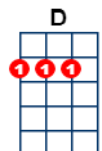
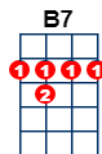
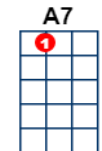
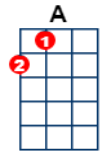
[F#m] Oh how [B7] long will it take
 [D] till she [E7] sees the mistake she has
 [A] made ' dear [E7] what can I do,
 [D7] baby's in black and [E7] I'm feeling blue tell me
 [A]/// oh [D]/// what can I [A]/// do? [E7]///

(Two strums per bar.)

[A] She thinks of [A] him and [A7] so she dresses in [D] black
 and [D] though he'll never come [A]/// back [E7]/// she's dressed in [A] black

(Resume Normal Strumming)

[A] Oh dear [E7] what can I do,
 [D7] baby's in black and [E7] I'm feeling blue tell me
 [A]/// oh [D]/// what can I [A]/// do? [D]/// [A] /.

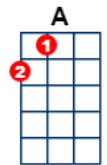


Back In The U.S.S.R. (Lennon, McCartney) (The White Album)
[Listen on Youtube](#) 4/4 Time. 142 BPM. ♪ = 2 strums 2x speed.

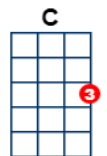


Intro: [E7] [E7] [E7] [E7]

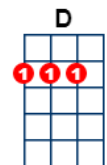
[A] Flew in from Miami Beach [D] B. O. A. C.
 [C] Didn't get to bed last [D] night
 [A] On the way the paperback was [D] on my knee
 [C] Man I had a dreadful [D] flight. I'm back in the U.S.S. [A] R.
 [C] You don't know how lucky you [D] are boy
 [D]/ Back in the U.S.S. [A] R. [A]/ [D]♪ [E7]/ -



[A] Been away so long I hardly [D] knew the place
 [C] Gee it's good to be back [D] home
 [A] Leave it till tomorrow to un-[D]pack my case
 [C] Honey disconnect the [D] phone I'm back in the U.S.S. [A] R.
 [C] You don't know how lucky you [D] are boy
 [D]/ Back in the U.S. [D]/ Back in the U.S. [D]/ Back in the U.S.S. [A] R. [D]// [E7]//

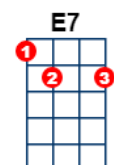


Well the [D] Ukraine girls really knock me out. They [A] leave the West [A7] behind
 And [D] Moscow girls make me sing and shout
 That [E7] Georgia's always on my mi mi [D] mi mi mi mi mi mi
 [A] mind [A]/ [D]♪ [E7]/ - (Oh come on!)



Instrumental: Tab 1 is the Melody. x 2

[A] Flew in from Miami Beach [D] B. O. A. C.
 [C] Didn't get to bed last [D] night
 [A] On the way the paperback was [D] on my knee
 [C] Man I had a dreadful [D] flight



I'm back in the U.S.S. [A] R.
 [C] You don't know how lucky you [D] are boy
 [D]/ Back in the U.S.S. [A] R. [D]// [E7]//

Tab 1

A		0	5	3	5	3		5	3	5	3	5		3	3	5	7	0	0		0	---	
E	----- ----- ----- -----																						
C	----- ----- ----- -----																						
G	----- ----- ----- -----																						

Well the [D] Ukraine girls really knock me out. They [A] leave the West [A7] behind
 And [D] Moscow girls make me sing and shout
 That [E7] Georgia's always on my mi mi [D] mi mi mi mi mi mi
 [A] mind [D]// [E7]//

Oh, [A] show me 'round your snow-peaked mountains [D] way down south
 [C] Take me to your daddy's [D] farm
 [A] Let me hear your balalaika's [D] ringing out
 [C] Come and keep your comrade [D] warm, I'm back in the U.S.S. [A] R. Hey!
 [C] You don't know how lucky you [D] are boy
 [D]/ Back in the U.S.S. [A] R. [A]/ [D]♪ [E7]/ -

[A] Ooh [A] Ooh {↑} Ooh {↓} Ooh [A] {↓} Ooh
 [A] Ooh {↑} Ooh {↓} Ooh [A] {↓} Ooh
 [A] Ooh {↑} Ooh {↓} Ooh [A]/ {↓} Ooh.

Between The Devil And The Deep Blue Sea - George Harrison
 (Ted Koehler and Harold Arlen) 1931. 4/4 Time. 120 BPM.

[Listen on YouTube](#) 2 strums per chord.



[Intro]

[F] [Dm] [Gm] [C7] x2

[Verse 1]

[F] I [Dm] don't [Gm] want [C7] you
 [F] But I [Dm] hate to [Gm] lose [C7] you
 [F] You've [F7] got me [Bb] in bet-[Bbm] ween
 the [F] devil and the [C7] deep blue [F] sea [Abaug]

[Verse 2]

[F] I [Dm] for-[Gm] give [C7] you
 [F] 'Cause I [Dm] can't for-[Gm] get [C] you
 [F] You've [F7] got me [Bb] in bet-[Bbm] ween
 the [F] devil and the [C7] deep blue [F] sea [F]

[Bridge]

[A] I [F#m] want to cross you [Bm7] off my [E7] list
 [A] But when you [F#m] come knocking [Bm7] at my [E7] door
 [C] Fate [Am] seems to give my [Dm] heart a [G] twist
 And [Eb] I come [Eb] running back for [G] more [C7]

[Verse 3]

[F] I [Dm] should [Gm] hate [C7] you
 [F] But I [Dm] guess I [Gm] love [C7] you
 [F] You've [F7] got me [Bb] in bet-[Bbm] ween
 the [F] devil and the [C7] deep blue [F] sea [Abaug]

[Instrumental]

[F] I [Dm] don't [Gm] want [C7] you
 [F] But I [Dm] hate to [Gm] lose [C7] you
 [F] You've [F7] got me [Bb] in bet-[Bbm] ween
 the [F] devil and the [C7] deep blue [F] sea [F]

[Bridge]

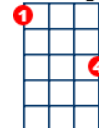
[A] I [F#m] want to cross you [Bm7] off my [E7] list
 [A] But when you [F#m] come knocking [Bm7] at my [E7] door
 [C] Fate [Am] seems to give my [Dm] heart a [G] twist
 And [Eb] I come [Eb] running back for [G] more [C7]

[Verse 4]

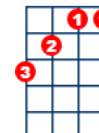
[F] I [Dm] should [Gm] hate [C7] you
 [F] But I [Dm] guess I [Gm] love [C7] you
 [F] You've [F7] got me [Bb] in bet-[Bbm] ween
 the [F] devil and the [C7] deep blue [F] sea [C7]

[F] You've [F7] got me [Bb] in bet-[Bbm] weeeeeeen (Stop). 2, 3, 4.
 The [F] devil and the [C7] deep, (The [F] devil and the [C7] deep)
 The [F] devil and the [C7] deep blue [F] sea [F6] / Single strum final chord

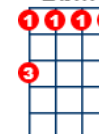
Abaug



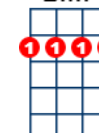
Bb



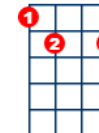
Bbm



Bm7



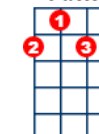
E7



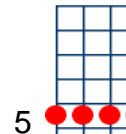
Eb



F#m



F6



CAN'T BUY ME LOVE (Lennon/McCartney)

[Listen to Can't Buy Me Love on YouTube](#) Count 1,2,3,4. 1. 173 BPM.



[Intro] {First notes sung = C, E, G.}

[NC] Can't buy me [Em] lo-[Am]ve, [Em] lo-[Am]ve,
[Am]/// Can't buy me [Dm] lo-[G7]ve

[Verse 1]

I'll [C] buy you a diamond ring my friend, if it [C] makes you feel al-[C]right
I'll [F7] get you anything my friend, if it [C] makes you feel al-[C]right
'cause [G7] I don't care too [F7]/- much for money,
[G7] money can't [F7] buy me [C]love

[Verse 2]

I'll [C] give you all I've got to give, if you [C] say you love me [C] too
I [F7] may not have a lot to give but what I [C] got I'll give to [C] you
[G7] I don't care too [F7]/- much for money,
[G7] money can't [F7] buy me [C] love

[Chorus]

[C]/// Can't buy me [Em] lo-[Am]ve, [C] everybody tells me [C]/ so
[C]/// Can't buy me [Em] lo-[Am]ve, [Dm] no, no, no, [G] no

[Verse 3]

[C] Say you don't need no diamond rings and [C] I'll be satis-[C]fied
[F7] Tell me that you want the kind of things that [C] money just can't [C] buy
[G7] I don't care too [F7]/- much for money,
[G7] money can't [F7] buy me [C] love [C]

Instrumental [C] [C] [C] [C], [F7] [F7], [C] [C], [G7] [F7] [C] [C]/

[Chorus]

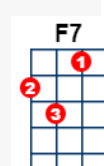
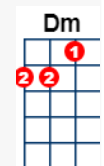
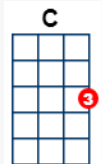
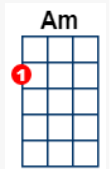
[C]/// Can't buy me [Em] lo-[Am]ve, [C] everybody tells me [C]/ so
[C]/// Can't buy me [Em] lo-[Am]ve, [Dm] no, no, no, [G] no

[Verse 4]

[C] Say you don't need no diamond rings and [C] I'll be satis-[C]fied
[F7] Tell me that you want the kind of things that [C] money just can't [C] buy
[G7] I don't care too [F7]/- much for money,
[G7] money can't [F7] buy me [C] love

[Outro]

[C]/// Can't buy me [Em] lo-[Am]ve, [Em] lo-[Am]ve,
[Am]/// Can't buy me [Dm] lo-[G7] -o- [C] ove [C]/.



Can't Buy Me Love. (F) (Lennon/McCartney) A Hard Day's Night (1964)
[Listen on YouTube](#) 173 BPM. 4/4 Time. Count 1.2.3.4 -1.



[Intro] (1st Notes sung F, A, C.)

[NC] Can't buy me [Am] lo-[Dm]ve, [Am] lo-[Dm]ve,
 Can't buy me [Gm] lo-[C]ve.

[Verse 1]

I'll [F] buy you a diamond ring my friend, if it makes you feel alright
 I'll [Bb] get you anything my friend, if it [F] makes you feel alright
 Cause [C] I don't care too [Bb]/ much for money,
 [C] money can't [Bb] buy me [F] love

[Verse 2]

I'll [F] give you all I've got to give, if you say you love me too
 I [Bb] may not have a lot to give but what I [F] got I'll give to you
 [C] I don't care too [Bb]/ much for money, [C] money can't [Bb] buy me [F] love

[Chorus]

Can't buy me [Am] lo-[Dm]ve, [F] everybody tells me so
 Can't buy me [Am] lo-[Dm]ve, [Gm] no, no, no, [C] no

[Verse 3]

[F] Say you don't need no diamond rings and I'll be satisfied
 [Bb] Tell me that you want the kind of things that [F] money just can't buy
 Cause [C] I don't care too [Bb]/ much for money,
 [C] money can't [Bb] buy me [F] love

[Instrumental]

[F] [F] [F] [F]
 [Bb] [Bb] [F] [F]
 [C] [Bb] [F] [F]

[Chorus]

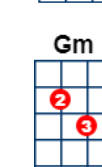
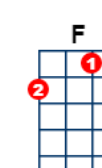
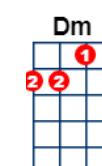
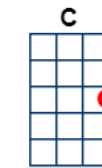
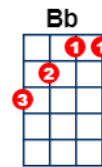
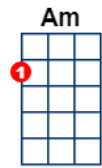
Can't buy me [Am] lo-[Dm]ve, [F] everybody tells me so
 Can't buy me [Am] lo-[Dm]ve, [Gm] no, no, no, [C] no

[Verse 4]

[F] Say you don't need no diamond rings and I'll be satisfied
 [Bb] Tell me that you want the kind of things that [F] money just can't buy
 Cause [C] I don't care too [Bb]/ much for money, [C] money can't [Bb] buy me [F] love

[Coda]

Can't buy me [Am] lo-[Dm]ve, [Am] lo-[Dm]ve,
 Can't buy me [Gm] lo...[C]... [F]//ve [Am7]// [F] /.

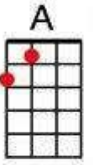


Chains

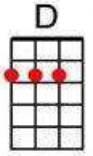
[Listen on Youtube](#) Count 1 2 1234 {BPM 120}

Intro: [A] [A] [A] [A]

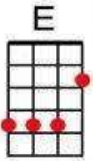
[A] Chains, my baby's got me locked up in chains
 And they ain't the [D] kind that you can [A] see
 Whoa, oh, these [E] chains of love [D] got a hold on [A] me, yeah [E7]



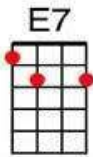
[A] Chains, well I can't break away from these chains
 Can't run around, [D] 'cause I'm not [A] free
 Whoa, oh, these [E] chains of love [D] won't let me [A] be, yeah [A7]



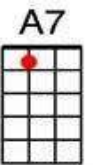
[D] I wanna tell you, pretty baby
 [A] I think you're [A7] fine
 [D] I'd like to love you
 [E] But, darlin', I'm imprisoned by these



[A] Chains, my baby's got me locked up in chains
 And they ain't the [D] kind that you can [A] see
 Oh, oh, these [E] chains of love [D] got a hold on [A] me. yeah [A7]



[D] Please believe me when I tell you
 [A] Your lips are [A7] sweet
 [D] I'd like to kiss them
 [E] But I can't break away from all of these



[A] Chains, my baby's got me locked up in chains
 And they ain't the [D] kind that you can [A] see
 Whoa, oh, these [E] chains of love [D] got a hold on [A] me, yeah [E7]

[A] Chains, [A] - - Chains of [A] love
 [A] - - Chains of [A] love
 [A] - - Chains of [A] love [A]///

Day Tripper (Lennon, McCartney)

[Listen on Youtube](#) 4/4 Time 138 BPM.

Riffs 1 and 2 play through 1st 2 lines of the verses



Intro. [C] [Bb] [C] [Bb] or Riff 1 x2

Verse 1

[C] Got a good reason [Bb] - - - - for [C] taking the easy way [Bb] out
 [F] Got a good reason [Eb] - - - - for [C] taking the easy way [Bb] out now
 She was a [D] Day [C] Tripper [D] one way ticket [C] yeah!

Chorus:

It took me [F] so [E7] long to find [A] out, and i found [G] out.

Verse 2

Riff 1 x2 [C] [Bb] [C] [Bb]

[C] She's a big teaser, [Bb] - - - - [C] she took me half the way [Bb] there
 [F] She's a big teaser, [Eb] - - - - [C] she took me half the way [Bb] there now
 She was a [D] Day [C] Tripper [D] one way ticket [C] yeah!

Chorus:

It took me [F] so [E7] long to find [A] out, and i found [G] out

Instrumental with Riff 3 x3

[G] Aah [F] {↓}Aah [G] {↑} Aah [F] {↓}Aah [G] {↑}Aah [F] {↓}Aah.

Verse 3

Riff 1 x 2 [C] [Bb] [C] [Bb]

[C] Tried to please her, [Bb] - - - - [C] she only played one night [Bb] stands
 [F] Tried to please her, [Eb] - - - - [C] she only played one night [Bb] stands now
 She was a [D] Day [C] Tripper, [D] Sunday driver, [C] yeah!

Chorus

It took me [F] {↑} so [E7] long to find [A] out, and i found [G] out

Coda.

Riff 1 x 2 [C] [Bb] [C] [Bb] x2

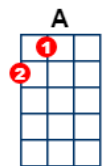
[C] Day Tripper, [Bb] - - - - [C] Day Tripper [Bb] yeah!
 [C] Day Tripper, [Bb] - - - - [C] Day Tripper [Bb] yeah!
 [C] Day Tripper, [Bb] - - - - [C] Day Tripper [Bb] yeah! [C]/.

Riff 1

```
A|-----3-|-1---5---1-3-|
E|----0-3----|---3---3----|
C|-0-3-----|-----|
G|-----|-----|
```

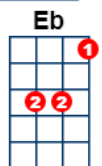
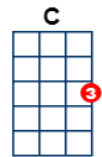
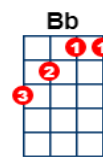
Riff 2

```
A|----0-3-8-|-6-3-10-3-6-8-|
E|-1-4-----|-----|
C|-----|-----|
G|-----|-----|
```



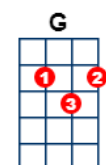
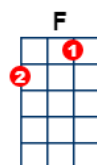
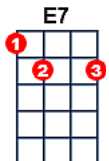
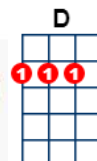
Riff 3

```
A|--1-2-5-10-|-8-5-12-5-8-10-|
E|-3-----|-----|
C|-----|-----|
G|-----|-----|
G Bb B D G F D A D F G
```



Riff 1

```
A|-----3-|-1---5---1-3-|
E|----0-3----|---3---3----|
C|-0-3-----|-----|
G|-----|-----|
```



Devil In Her Heart. (Richard P. Drapkin) (With The Beatles Album) 1963
[Listen on Youtube](#) 4/4 Time 120 BPM.



Intro: **[Am]** **[D7]** **[G]** **[G]/**. or **[D7]//** **[Am]//** **[D7]///** **[Am]/** **[D7]/** **[G]** **[G]/**.

[NC] She's got the devil in her **[Am]** heart
[D7] - But her eyes they tanta-**[G]**lize
[G] - She's gonna tear your heart a-**[Am]** part
[D7] - Oh her lips they really **[G]** thrill me. **[G]**

[C] - I'll take my chances **[Cm]** for romance is
[G] - So important to **[G7]** me
[C] - She'll never hurt me **[Cm]** she won't desert me
[A7] - She's an angel sent to **[D7]** me. **[D7]/**

[NC] - She's got the devil in her **[Am]** heart
[D7] - No no this I can't be-**[G]**lieve
[G] - She's gonna tear your heart a-**[Am]** part
[D7] - No no Nay will she de-**[G]**ceive **[G]**

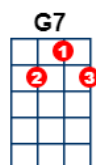
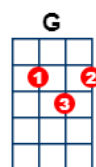
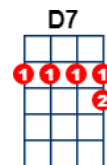
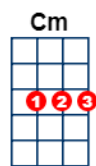
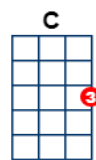
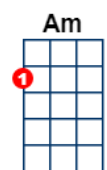

[C] - I can't believe that she'll **[Cm]** ever ever go
[G] - Not when she hugs me and **[G7]** says she loves me so
[C] - She'll never hurt me **[Cm]** she won't desert me
[A7] - Listen can't you **[D7]** see? **[D7]/**

[NC] - She's got the devil in her **[Am]** heart. Oh no
[D7] no -, this I can't be-**[G]**lieve
[G] - She's gonna tear your heart a-**[Am]** part
[D7] - No no Nay will she de-**[G]**ceive. **[G]**

[C] - Don't take chances **[Cm]** - if your romance is
[G] - So important to **[G7]** you
[C] - She'll never hurt me **[Cm]** she won't desert me
[A7] - She's an angel sent to **[D7]** me. **[D7]/**

[NC] - She's got the devil in her **[Am]** heart Oh no no
[D7] no - no this I can't be-**[G]**lieve
[G] - She's gonna tear your heart a-**[Am]** part
[D7] - No no Nay will she de-**[G]**ceive

[G] - She's got the devil in her **[Am]** heart
[D7] - No she's an angel sent to **[G]** me
[G] - She's got the devil in her **[Am]** heart
[D7] - No she's an angel sent to **[G]** me **[G]/** - **[G6-2]/**



Devil In Her Heart. (Richard P. Drapkin) (With The Beatles Album) 1963
[Listen on Youtube](#) [Vocal Harmonies on Youtube](#) 4/4 Time 120 BPM.
 Vocals: [Parts 1](#), [Parts 2](#).



Intro: [Am] [D7] [G] [G]/. or [D7]// [Am]// [D7]/// [Am]/ [D7]/ [G] [G]/.

[NC] She's got the devil in her [Am] heart (Harmony)

[D7] - But her eyes they tanta-[G]lize

[G] - She's gonna tear your heart a-[Am] part (Harmony)

[D7] - Oh her lips they really [G] thrill me. [G]

[C] - I'll take my chances [Cm] for romance is (Aah {↓}Aah)

[G] - So important to [G7] me {↓}(Aaaah)

[C] - She'll never hurt me [Cm] she won't desert me (Aah {↓}Aah)

[A7] - She's an Angel sent to [D7] me. [D7]/ (Harmony)

[NC] - She's got the devil in her [Am] heart (Harmony)

[D7] - No no this I can't be-[G]lieve

[G] - She's gonna tear your heart a-[Am] part (Harmony)

[D7] - No no Nay will she de-[G]ceive [G]

[C] - I can't believe that she'll [Cm] ever ever go (Aah {↓}Aah)

[G] - Not when she hugs me and [G7] says she loves me so {↓}(Aaaah)

[C] - She'll never hurt me [Cm] she won't desert me (Aah {↓}Aah)

[A7] - Listen can't you [D7] see? [D7]/ (Harmony)

[NC] - She's got the devil in her [Am] heart. (Harmony)

Oh no no [D7] no - this I can't be-[G]lieve

[G] - She's gonna tear your heart a-[Am] part (Harmony)

[D7] - No no Nay will she de-[G]ceive. [G]

[C] - Don't take chances [Cm] if your romance is (Harmony)

[G] - So important to [G7] you (Harmony)

[C] - She'll never hurt me [Cm] she won't desert me (Aah {↓}Aah)

[A7] - She's an Angel sent to [D7] me. [D7]/ (Harmony)

[NC] - She's got the devil in her [Am] heart. (Harmony)

Oh no no, [D7] no this I can't be-[G]lieve

[G] - She's gonna tear your heart a-[Am] part (Harmony)

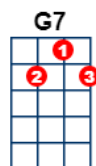
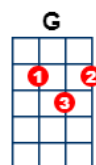
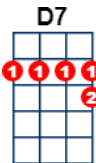
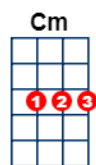
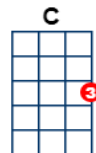
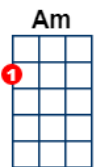
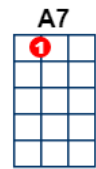
[D7] - No no nay will she de-[G]ceive

[G] - She's got the devil in her [Am] heart (Harmony)

[D7] - But she's an Angel sent to [G] me

[G] - She's got the devil in her [Am] heart (Harmony)

[D7] - No she's an Angel sent to [G] me [G]/ - [G6-2]/.



Don't Bother Me (Harrison) (With The Beatles)

[Listen on Youtube](#) 4/4 Time. 170 BPM.



[Intro] **[D]** **[D]** **[Em]** **[Em]**/

[Verse 1]

[Em]/// Since she's been **[Bm]** gone I want no-**[A]** one to talk to **[G]** me
[Em] - It's not the **[Bm]** same but I'm to **[A]** blame, it's plain to **[G]** see. **[Em]**/
[NC] So go a-**[Em]** way, leave me a-**[A]** lone, don't bother **[Em]** me

[Verse 2]

[Em] - I can't be-**[Bm]** lieve that she would **[A]** leave me on my **[G]** own
[Em] - It's just not **[Bm]** right when every **[A]** night I'm all a-**[G]** lone **[Em]**/
[NC] I've got no **[Em]** time for you right **[A]** now, don't bother **[Em]** me

[Chorus]

[Em] - I know I'll **[D]** never be the **[Em]** same
[Em] - if I don't **[D]** get her back a-**[Em]** gain
[Em] - Because I **[Bm]** know she'll always **[Am]** be
[Am] - - - The **[C]** only girl for **[Em]** me **[Em]**/

[Verse 3]

[NC] But 'til she's **[Bm]** here please don't come **[A]** near just stay a-**[G]** way
[Em] - I'll let you **[Bm]** know when she's come **[A]** home until that **[G]** day **[Em]**/
[NC] Don't come a-**[Em]** round, leave me a-**[A]** lone, don't bother **[Em]** me

(Instrumental)

[Em] **[Bm]** **[A]** **[G]** **[Em]** **[Bm]** **[A]** **[G]** **[Em]**/

[NC] I've got no **[Em]** time for you right **[A]** now, don't bother **[Em]** me

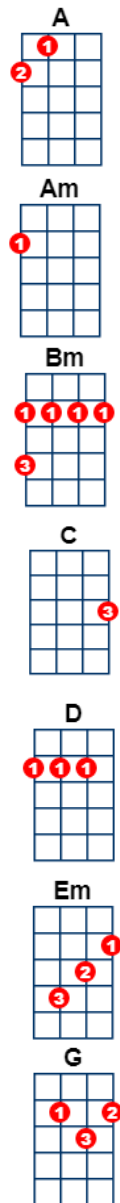
[Chorus]

[Em] - I know I'll **[D]** never be the **[Em]** same
[Em] - if I don't **[D]** get her back a-**[Em]** gain
[Em] - Because I **[Bm]** know she'll always **[Am]** be
[Am] - - - The **[C]** only girl for **[Em]** me **[Em]**/

[Verse 4]

[NC] But 'til she's **[Bm]** here please don't come **[A]** near just stay a-**[G]** way
[Em] - I'll let you **[Bm]** know when she's come **[A]** home until that **[G]** day **[Em]**/
[NC] Don't come a-**[Em]** round, leave me a-**[A]** lone, don't bother **[Em]** me

[A] - Don't bother **[Em]** me
[A] - ↑ Don't bother **[Em]** me
[A] - ↓ Don't bother **[Em]**/ me.



Don't Pass Me By



[Listen on Youtube](#) Count: 1 2 1234 {BPM 170 Swing}

Intro: **[G] [G]**

I **[G]** listen for your footsteps coming up the drive

[C] Listen for your footsteps, but they don't arrive

[D7] Waiting for your knock dear, on my old front door

I don't **[C]** hear it, does it mean you

don't love me any **[G]** more? **[G][G][G]**

[G] I hear the clock a-ticking on the mantel shelf

[C] See the hands a'moving, but I'm by myself

I **[D7]** wonder where you are tonight, and why I'm by myself

I don't **[C]** see you, does it mean you

don't love me any **[G]** more? **[G][G][G]**

[G] - Don't pass me by, don't make me cry, don't make me blue

'Cause you know **[C]** darlin' I love only you

You'll never **[G]** know it hurt me so, how I hate to see you go

Don't pass me **[D7]** by, **[D7] [D7]** - don't make me **[C]** cry **[C][G]**

[G] Sorry that I doubted you, I was so unfair

[C] You were in a car crash and you lost your hair

You **[D7]** said that you wouldn't be late, about an hour or two

I said **[C]** "That's alright, I'm waiting here,

just waiting to hear from **[G]** you" **[G][G][G]**

[G] - Don't pass me by, don't make me cry, don't make me blue

'Cause you know **[C]** darlin' I love only you

You'll never **[G]** know it hurt me so, how I hate to see you go

Don't pass me **[D7]** by, **[D7] [D7]** - don't make me **[C]** cry **[C] [G]**


[G] - Don't pass me by, don't make me cry, don't make me blue

'Cause you know **[C]** darlin' I love only you

You'll never **[G]** know it hurt me so, how I hate to see you go

Don't pass me **[D7]** by, **[D7] [D7]** - don't make me **[C]** cry **[C] [G]**

[G] - Don't pass me **[D7]** by, **[D7] [D7]** - don't make me **[C]** cry **[C] [G/]**



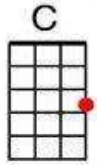
Eight Days a Week (Lennon, McCartney) Beatles For Sale 1964

Listen on Youtube 4/4 Time 150 BPM

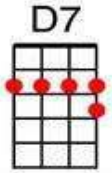


Intro: *{Fade in the intro}* [C/ ///] [D7/ ///] [F/ ///] [C/ ///]

[C] Ooh I need your [D7] love babe [F] guess you know it's [C] true
[C] Hope you need my [D7] love babe [F] just like I need [C] you
[Am] Hold me [F] love me [Am] hold me [D7] love me
[C] I Ain't got nothing but [D7] love babe
[F] eight days a [C] week *(Low Harmony)*

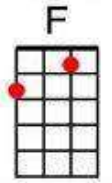


[C] Love you every [D7] day girl [F] always on my [C] mind
[C] One thing I can [D7] say girl [F] love you all the [C] time
[Am] Hold me [F] love me [Am] hold me [D7] love me *(High Harmony)*
[C] Ain't got nothing but [D7] love babe
[F] eight days a [C] week *(Low Harmony)*

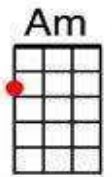


(Low Harmony)

[G] Eight days a week I [Am] love you
[D7] Eight days a week is [F] not enough to [G7] show I care

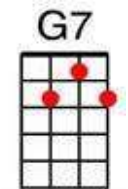


[C] Ooh I need your [D7] love babe [F] guess you know it's [C] true [C]
Hope you need my [D7] love babe [F] just like I need [C] you
[Am] Hold me [F] love me [Am] hold me [D7] love me
[C] I Ain't got nothing but [D7] love babe
[F] eight days a [C] week *(Low Harmony)*



(Low Harmony)

[G] Eight days a week I [Am] love you
[D7] Eight days a week is [F] not enough to [G7] show I care



[C] Love you every [D7] day girl [F] always on my [C] mind
[C] One thing I can [D7] say girl [F] love you all the [C] time
[Am] Hold me [F] love me [Am] hold me [D7] love me *(High Harmony)*
[C] I Ain't got nothing but [D7] love babe

(Low Harmony)

[F] Eight days a [C] week,
[F] Eight days a [C] week,
[F] Eight days a [C] week

[C/ ///] [D7/ ///] [F/ ///] [C/.]

Eleanor Rigby – (Lennon, McCartney) BPM 137. 4/4 Time.
[Listen to Eleanor Rigby on YouTube](#) First note sung = E.



[Chorus]

[C] Ahhh, look at all the lonely [Em] people. [Em]

[C] Ahhh, look at all the lonely [Em] people. [Em]

[Verse]

[Em] Eleanor Rigby, picks up the rice in the church
where a wedding has [C] been, lives in a dream.

[Em] Waits at the window, wearing the face
that she keeps in a jar by the [C] door, who is it for?

[Bridge]

[Em7] All the lonely [Em6] people, where

[Cmaj7] do they all come [Em] from?

[Em7] All the lonely [Em6] people, where

[Cmaj7] do they all be-[Em]long?

[Verse]

[Em] Father McKenzie, writing the words of a sermon
that no-one will [C] hear, no-one comes near.

[Em] Look at him working, darning his socks in the
night when there's nobody [C] there, what does he care?

[Bridge]

[Em7] All the lonely [Em6] people, where

[Cmaj7] do they all come [Em] from?

[Em7] All the lonely [Em6] people, where

[Cmaj7] do they all be-[Em]long?

[Chorus]

[C] Ahhh, look at all the lonely [Em] people. [Em]

[C] Ahhh, look at all the lonely [Em] people. [Em]

[Verse]

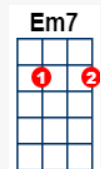
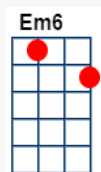
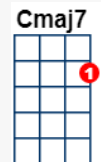
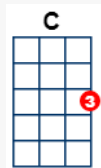
[Em] Eleanor Rigby died in the church
and was buried along with her [C] name, nobody came.

[Em] Father McKenzie, wiping the dirt
from his hands as he walks from the [C] grave, no-one was saved.

[Outro]

[Em7] All the lonely [Em6] people, where [Cmaj7] do they all come [Em] from?
Ahhhh look at all the lonely people. (Sung over main melody, same as chorus)

[Em7] All the lonely [Em6] people, where [Cmaj7] do they all be-[Em]long? [Em]/.
Ahhhh look at all the lonely people.

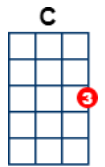


Everybody's Trying To Be My Baby - The Beatles (Carl Perkins)

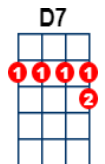
Listen to song on YouTube 175 BPM. 4/4 Time. Original key = E
1st note sung = G



[NC] Well they took some honey **[G]//**, from a tree **[G]//**
[NC] Dressed it up and they **[G]** called it me
[C] Everybody's trying to be my baby
[G] Everybody's trying to be my baby
[D7] Everybody's trying to **[C]** be my - baby, **[G]** now **[G]**

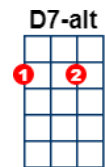


[NC] Woke up last night, **[G]//** half past four **[G]//**
[NC] Fifty women knocking **[G]** on my door
[C] Everybody's trying to be my baby
[G] Everybody's trying to be my baby
[D7] Everybody's trying to **[C]** be my baby, **[G]** now **[G]**

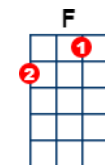


First solo

[G] **[G]** **[G]** **[G]**, **[C]** **[C]** **[G]** **[G]**, **[D7]** **[C]** **[G]** **[G]**

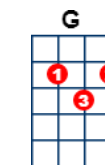


[NC] Went out last night, **[G]//** I didn't stay late **[G]//**
[NC] 'fore I got home I had **[G]** nineteen dates
[C] Everybody's trying to be my baby
[G] Everybody's trying to be my baby
[D7] Everybody's trying to **[C]** be my baby, **[G]** now **[G]**



Second solo

[G] **[G]** **[G]** **[G]**, **[C]** **[C]** **[G]** **[G]**, **[D7]** **[C]** **[G]** **[G]**



[NC] Went out last night, **[G]//** I didn't stay late **[G]//**
[NC] 'fore I got home I had **[G]** nineteen dates
[C] Everybody's trying to be my baby
[G] Everybody's trying to be my baby
[D7] Everybody's trying to **[C]** be my baby **[G]** now **[G]**

[NC] Well they took some honey **[G]//** from a tree **[G]//**
[NC] Dressed it up and they **[G]** called it me
[C] Everybody's trying to be my baby
[G] Everybody's trying to be my baby
[D7] Everybody's trying to **[C]** be my baby **[G]//** now **[F]//** **[G]/** **[F]/** **[G]/**

For No One. (McCartney, Lennon.) Revolver (1966)
[Listen on Youtube](#) 4/4 Time. 160 BPM. 1st note sung = G



[Verse 1]

[C] - Your day breaks, [Em] - your mind aches
 [Am] - You find that [C] all the words of [F] kindness linger
 [Bb] on when she no [C] longer needs you [C]

[Verse 2]

[C] - She wakes up, [Em] - she makes up
 [Am] - She takes her [C] time and doesn't [F] feel she has to
 [Bb] hurry, she no [C] longer needs you.

[Chorus]

- And in her [Dm] eyes you see [A7] nothing
 [Dm] - No sign of [A7] love behind the [Dm] tears
 - Cry for [A7] no one
 [Dm] - A love that [A7] should have lasted [Dm] years [Gsus4]/ - [G]/ -

[Verse 3]

[C] - You want her, [Em] - you need her
 [Am] - And yet you [C] don't believe her [F] when she says her
 [Bb] love is dead, you [C] think she needs you [C]

[Instrumental break] (As verse)

[C] [Em] [Am] [C] [F] [Bb] [C] [C]/

[Chorus]

[C]/// And in her [Dm] eyes you see [A7] nothing
 [Dm] - No sign of [A7] love behind the [Dm] tears
 - Cry for [A7] no one
 [Dm] - A love that [A7] should have lasted [Dm] years [Gsus4]/ - [G]/ -

[Verse 4]

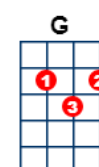
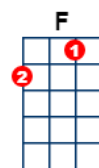
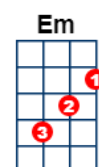
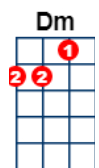
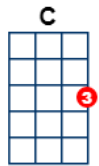
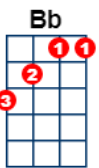
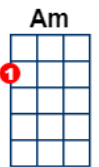
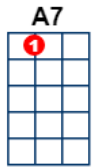
[C] - You stay home, [Em] - she goes out
 [Am] - She says that [C] long ago she [F] knew someone - but
 [Bb] now he's gone, she [C] doesn't need him [C]

[Verse 5]

[C] - Your day breaks, [Em] - your mind aches
 [Am] - There will be [C] times when all the [F] things she said will
 [Bb] fill your head, - [C] you won't forget her

[Chorus]

- And in her [Dm] eyes you see [A7] nothing
 [Dm] - No sign of [A7] love behind the [Dm] tears
 - Cry for [A7] no one
 [Dm] - A love that [A7] should have lasted [Dm] years [Gsus4]/ - [G]/.



From Me to You. (Lennon, McCartney)

[Listen on YouTube](#) 4/4 Time 136 BPM



[NC] Da da [C] da da da dum dum [Am] da
Da da [C] da da da dum dum [Am] da

If there's [C] anything that you [Am] want,
If there's [C] anything I can [G7] do,
Just [F7] call on me and I'll [Am] send it along
with [C] love from [G7] me to [C] you

I've got [C] ev'rything that you [Am] want,
Like a [C] heart that's oh, so [G7] true,
Just [F7] call on me and I'll [Am] send it along
with [C] love from [G7] me to [C] you

I've got [Gm] arms that long to [C7] hold you
and [F] keep you by my side.
I've got [D7] lips that long to kiss you
And [G] keep you satis-[Gaug]fied Ooh

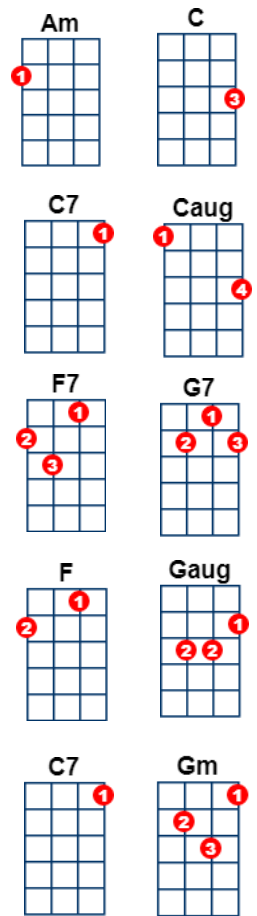
If there's [C] anything that you [Am] want,
If there's [C] anything I can [G7] do,
Just [F7] call on me and I'll [Am] send it along
with [C] love from [G7] me to [C] you

Da da [C] da da da dum dum [Am] da, *From me*
Da da [C] da da da dum dum [G7] da, *To you*
Just [F7] call on me and I'll [Am] send it along
with [C] love from [G7] me to [C] you

I've got [Gm] arms that long to [C7] hold you
and [F] keep you by my side.
I've got [D7] lips that long to kiss you
And [G] keep you satis-[Gaug]fied Ooh

If there's [C] anything that you [Am] want,
If there's [C] anything I can [G7] do,
Just [F7] call on me and I'll [Am] send it along
with [C] love from [G7] me to [C] you

To [Am] you, To [Caug] you,
Da da [C] da da da dum dum [Am]/da.



Getting Better (Lennon, McCartney) Sgt. Pepper Album 1967

[Listen to Song on YouTube](#) 4/4 Time. 122 BPM. Underlined words start together



[Intro] [Dm11] [Dm11]

and overlap.

[C] - It's getting better all the [Dm11] time

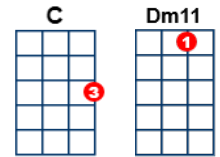
[Verse] 2 beats per chord

I [G] used to get [C] mad at my [G] school (Now, I [G] can't complain)

The [G] teachers that [C] taught me weren't [G] cool (Now, I [G] can't complain)

You're [G] holding me [C] down, (Aah {↘}ahh.) [G] turning me [C] 'round, (Aah {↘}ahh.)

[G] filling me [C] up with your [G] rules [G]



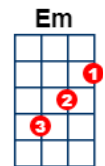
[Chorus]

I've [C] got to admit it's getting [Dm11] better,

a little [Em] better all the [Dm11] time. (It can't get no [C] worse)

I [C] have to admit it's getting [Dm11] better

It's getting [Em] better since [Dm11] you've been mine [G]// [C]// [G]// [C]//



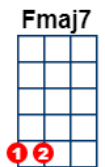
[Verse] 2 beats per chord

Me [G] used to be [C] angry young [G] man, [G]

me [G] hiding me [C] head in the [G] sand [G]

You [G] gave me the [C] word, I [G] finally [C] heard,

I'm [G] doing the [C] best that I [G] can [G]



[Chorus]

I've [C] got to admit it's getting [Dm11] better,

a little [Em] better all the [Dm11] time (It can't get no [C] worse)

I [C] have to admit it's getting [Dm11] better

It's getting [Em] better since [Dm11] you've been mine

[Bridge]

[Dm11] Get-[C]ting [Dm11] so [C] much [Dm11] bet-[C]ter [Dm11] all [C]// the time

[C] It's getting better all the [Dm11] time, [Em] better, better, [Fmaj7] better

[C] It's getting better all the [Dm11] time, [Em] better, better, [Fmaj7] better

[G]// [C]// [G]// [C]//

[Verse] 2 Beats per chord, 1 strum only 1st two lines.

I [G]/ used to be [C]/ cruel to my [G]/ woman, I [C]/ beat her and

[G]/ Kept her a-[C]/ part from the [G]/ things that she [G]/ loved - .

[G] [G] [G] Man I was [C] mean but I'm [G] changing my [C] scene and I'm

[G] doing the [C] best that I [G] can [G]

[Chorus]

[C] - I admit it's getting [Dm11] better,

a little [Em] better all the [Dm11] time. (It can't get no [C] worse)

[C] Yes I admit it's getting [Dm11] better

It's getting [Em] better since [Dm11] you've been mine

[Bridge]

[Dm11] Get-[C]ting [Dm11] so [C] much [Dm11] bet-[C]ter [Dm11] all [C]// the time

[C] It's getting better all the [Dm11] time, [Em] better, better, [Fmaj7] better

[C] It's getting better all the [Dm11] time, [Em] better, better, [Fmaj7] better

[Outro]

[Dm11] Get-[C]ting [Dm11] so [C] much [Dm11] bet-[C]ter [Dm11] all [C]// the time

[C] [C] [C] [C]//.

Girl. (Am) (Lennon, McCartney) 96 BPM. 4/4 Time. 1st notes sung = A, B, C.

[Listen to Song on YouTube](#) Playing Riffs is optional and needs 2 extra Ukes.

[Listen to Vocal Harmony on Youtube](#) Original Key Cm. Count 1-2-3.



Is there **[Am]**// anybody **[E7]**// going to listen **[Am]** to my story
[Dm] All about the girl who came to **[C]**// stay **[E7]**//
 She's the **[Am]**// kind of girl you **[E7]**// want so much It **[Am]** makes you sorry
[Dm] Still you don't regret a single **[Am]** day
 Ah **[C]**// Gi-**[Em]**//irl **[Dm]**// **[G7]**//, **[C]**// girl-**[Em]**// girl **[Dm]**// **[G7]**//

When I **[Am]**// think of all the **[E7]**// times I've tried so **[Am]** hard to leave her
[Dm] She will turn to me and start to **[C]**// cry **[E7]**//
 And she **[Am]**// promises the **[E7]**// earth to me and **[Am]** I believe her
[Dm] After all this time I don't know **[Am]** why
 Ah **[C]**// Gi-**[Em]**//irl **[Dm]**// **[G7]**//, **[C]**// girl-**[Em]**// girl **[Dm]**// **[G7]**//
[Dm] She's the kind of girl who puts you
F(De- de- de- de. De- de- de- de.)

[A7] down when friends are there you feel a
E(De- de- de- de. De- de- de- de.)

[Dm] {↑} fooo - {↓} oool. - - -
F(De-de-de-de. De-de-de-de.)

[A7] - - - -
E(De-de-de-de. De-de-de-de.)

[Dm] When you say she's looking good she
F(De- de- de- de. De-de- de- de.)

[A7] Acts as if it's understood, she's
E(De-de-de-de. De-de- de- de.)

[Dm] {↑}Coo - {↓}ool, {↑}Ooo - {↓}ooh
F(De- de- de-de. De-de- de-de.)

[F] {↑}Ooo - {↓}ooh, {↑}Ooo - {↓}ooh
{↓}C(De-de-de-de. {↑}ADe-de-de-de)

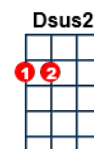
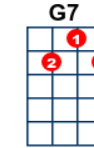
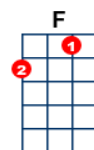
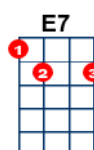
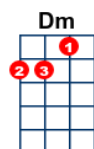
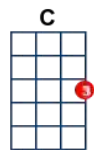
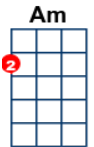
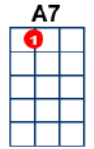
[C]// Gi-**[Em]**//irl **[Dm]**// **[G7]**//, **[C]**// girl-**[Em]**// girl **[Dm]**// **[G7]**//

1st Uke plays Riff 1 & 2

Was she **[Am]**// told when she was **[E7]**// young that pain would **[Am]** lead to pleasure
[Dm] Did she understand it when they **[C]**// said **[E7]**//
 That a **[Am]**// man must break his **[E7]**// back to earn his **[Am]** day of leisure
[Dm] Will she still believe it when he's **[Am]** dead.
 Ah **[C]**// Gi-**[Em]**//irl **[Dm]**// **[G7]**//, **[C]**// girl-**[Em]**// girl **[Dm]**// **[G7]**//

Instrumental, 1st Uke Riffs 1 & 2, 2nd Uke Riffs 3 & 4 all simultaneously.

[Am]// **[E7]**// **[Am]**// **[Dm]**// **[C]** **[E7]**,
[Am]// **[E7]**// **[Am]**// **[Dm]**// **[Am]**// **[Dm]**// **[Am]**// **[Dsus2]**// **[Am]**// **[Dsus2]**//
 Ah **[C]**// Gi-**[Em]**//irl **[Dm]**// **[G7]**//, **[C]**// girl-**[Em]**// girl **[Dm]**// **[G7]**// **[Am]**//.



Riff 1

A	----- ----- ----- -----
E	----- 0-1-0- 1-0- -----
C	0-2- 0-2- 2-0- 2-0-
Low G	2-4- ----- ----- -----

Riff 2

A	----- ----- ----- -----
E	----- 0-1-0- 1-0- -----
C	0-2- 0-2- 2-0- 2-0-
Low G	2-4- ----- ----- -----

Riff 3 (Play each note twice)

A	3-0-5-2- 7-3-8-7- 5-8-7-5- 3-5-3-2-
E	----- ----- ----- -----
C	----- ----- ----- -----
G	----- ----- ----- -----

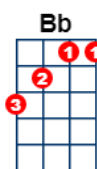
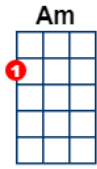
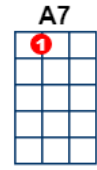
Riff 4 (Play each note twice)

A	3-0-5-2- 7-3-8-7- 5-8-7-5- 3-5-3-5-
E	----- ----- ----- -----
C	----- ----- ----- -----
G	----- ----- ----- -----

Girl. (Dm) (Lennon, McCartney) 96 BPM 4/4. First notes sung = D,E,F.
[Listen to Song on Youtube](#) Playing Riffs is optional and needs 2 extra Ukes.
[Listen to Vocal Harmony on YouTube](#) Original Key Cm.

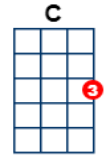
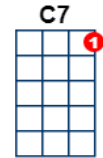


Is there **[Dm]**// anybody **[A7]**// going to listen **[Dm]** to my story
[Gm] All about the girl who came to **[F]**// stay **[A7]**//
 She's the **[Dm]**// kind of girl you **[A7]**// want so much It **[Dm]** makes you sorry
[Gm] Still you don't regret a single **[Dm]** day
 Ah **[F]**// gi-**[Am]**//irl **[Gm]**// **[C]**//, **[F]**// girl-**[Am]**// girl **[Gm]**// **[C]**//



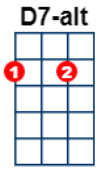
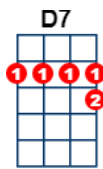
When I **[Dm]**// think of all the **[A7]**// times I've tried so **[Dm]** hard to leave her
[Gm] She will turn to me and start to **[F]**// cry **[A7]**//
 And she **[Dm]**// promises the **[A7]**// earth to me and **[Dm]** I believe her
[Gm] After all this time I don't know **[Dm]** why
 Ah **[F]**// gi-**[Am]**//irl **[Gm]**// **[C]**//, **[F]**// girl-**[Am]**// girl **[Gm]**// **[C]**//

[Gm] She's the kind of girl who puts you
Bb(De-de-de-de. De-de-de-de.)



[D7] down when friends are there you feel a
A(De- de- de- de. De- de- de- de.)

[Gm] fooo - oool. - - - -
Bb(De-de-de-de. De-de-de-de.)

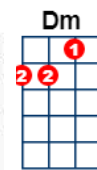


[D7] - - - - -
A(De-de-de-de. De-de-de-de.)

[Gm] When you say she's looking good she
Bb(De- de- de- de. De-de- de- de.)

Riff 1

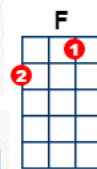
A	----- 0--1-0 ---1-0 -----
E	1--3--- ----- 3-----3 1-3-1-0
C	2--4--- ----- 5----- -----
G	----- ----- ----- -----



[D7] acts as if it's understood she's
A(De- de-de-de-de. De-de-de-de-de.)

Riff 2

A	----- 0--1-0 ---1-0 -----
E	1--3--- ----- 3-----3 1-3-1-3
C	2--4--- ----- 5----- -----
G	----- ----- ----- -----



[Gm] {↑}Coo - {↓}ool, {↑}Ooo - {↓}ooh
Bb(De-de-de-de. De-de-de-de.)

[Bb] {↑}Ooo - {↓}ooh, {↑}Ooo - {↓}ooh
↓F(De-de-de-de. ↑D De-de-de-de.)

Riff 3 (Play each note twice)

A	----- ----- ----- -----
E	4--6--- 8--9-8 6-9-8-6 4-6-4-3
C	5--7--- 8----- ----- -----
G	----- ----- ----- -----



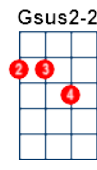
[F]// Gi-**[Am]**//irl **[Gm]**// **[C]**//,
[F]// girl-**[Am]**// girl **[Gm]**// **[C]**//

Riff 4 (Play each note twice)

A	----- ----- ----- -----
E	4--6--- 8--9-8 6-9-8-6 4-6-4-6
C	5--7--- 8----- ----- -----
G	----- ----- ----- -----

1st Uke plays Riffs 1 & 2.

Was she **[Dm]**// told when she was **[A7]**// young that pain would **[Dm]** lead to pleasure
[Gm] Did she understand it when they **[F]**// said **[A7]**//
 That a **[Dm]** man must break his **[A7]**// back to earn his **[Dm]** day of leisure
[Gm] Will she still believe it when he's **[Dm]** dead.



Ah **[F]**// gi-**[Am]**//irl **[Gm]**// **[C]**//, **[F]**// girl-**[Am]**// girl **[Gm]**// **[C]**//

Instrumental. 1st Uke Riffs 1 & 2, 2nd Uke Riffs 3 & 4 all simultaneously.

[Dm]// **[A7]**// **[Dm]** **[Gm]** **[F]**// **[A7]**//,
[Dm]// **[A7]**// **[Dm]** **[Gm]** **[Dm]**/ **[Gsus2]**/ **[Dm]**/ **[Gsus2]**/

Outro:

Ah **[F]**// gi-**[Am]**//irl **[Gm]**// **[C]**//, **[F]**// girl-**[Am]**// girl **[Gm]**// **[C]**// **[Dm]**/.

Golden Slumbers (Lennon, McCartney) Abbey Road Album 1969
[Listen on Youtube](#) 4/4 Time 80 BPM 1st note sung G.



[Intro] (Quietly) **[Am7]**

[Verse] (Quietly)

[Am7] Once, there was a way - -

[Am7] - - to get back **[Dm7]** homeward - - **[Dm7]**

[G7] Once, there was a way - - **[G7]** - - to get back **[C]**// home

[E7]// Sleep pretty **[Am]**// darling, do not **[Dm]** cry,

[G7] - And I will sing a lulla-**[C]**by

[Chorus]

[C] Go....lden **[Dm11]** slumbers fill your **[C]** eyes

[C] Smi....les a-**[Dm11]**wake you when you **[C]**// rise

[E7]// Sleep pretty **[Am]**// darling, do not **[Dm]** cry,

[G7] - And I will sing a lulla-**[C]**by

[Verse]

[Am7] Once, there was a way - -

[Am7] - - to get back **[Dm7]** homeward - - **[Dm7]**

[G7] Once, there was a way - - **[G7]** - - to get back **[C]**// home

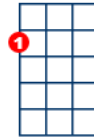
[E7]// Sleep pretty **[Am]**// darling, do not **[Dm]** cry,

[G7] And I will sing a lulla-**[C]**// by.

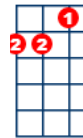
Am7



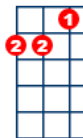
Am



Dm



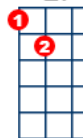
Dm7



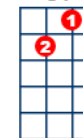
Dm11



E7



G7



Got To Get You Into My Life. (Lennon, McCartney.) Revolver Album 1966
 Listen on Youtube 4/4 Time 137 BPM.



Intro: [G]/// [F]/ [F] [G] [G]

[G] - I was alone I took a ride I didn't know what I would [F] find there [F]
 [G] - Another road where maybe I could see another kind of [F] mind there [F]

[Bm]// Ooh, [Bm7]// then I [D] suddenly see you
 [Bm]// Ooh, [Bm7]// did I [D] tell you I need you
 [C] Every single [Am]// day [D]// of my [G] life [G]

[G] - You didn't run you didn't lie you know I wanted just to [F] hold you [F]
 [G] - And had you gone you knew in time we'd meet again for I had [F] told you [F]
 [Bm]// Ooh [Bm7]// you were [D] meant to be near me
 [Bm]// Ooh, [Bm7]// and I [D] want you hear me
 [C] Say we'll be to-[Am]//gether [D]// every [G] day [G]

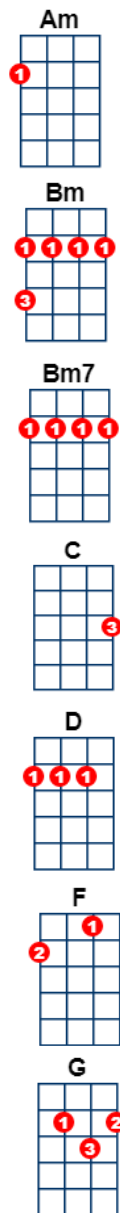
[G] Got to get you into my [C] life [D] [D]/ - - - [G] [G]

[G] - What can I do? What can I be when I'm with you I wanna [F] stay there [F]
 [G] - If I am true I'll never leave and if I do I know the [F] way there [F]
 [Bm]// Ooh [Bm7]// then I [D] suddenly see you
 [Bm]// Ooh [Bm7]// did I [D] tell you I need you
 [C] Every single [Am]// day [D]// of my [G] life [G]

[G] Got to get you into my [C] life [D] [D]/ - - - [G] [G]
 [G]/// [F]/ [F]
 [G] Got to get you into my [C] life [D] [D]/ - - - [G] [G]

Outro.

I was a-[G]lone, I took a ride, I didn't [G] know what I would find there
 [G] - - - Another [F] road where maybe I could see a-[F]nother kind of mind there
 [F] - - - Then [G] suddenly I see you,
 [G] - - - Did I [F] tell you i need you? [F] [G]/.



Help. (Lennon, McCartney) Original key = A. 1st note sung = E
[Listen on Youtube](#) [Vocal harmonies on Youtube](#) 4/4 Time. 185 BPM.



Intro:

[Am] He-{\↑}elp! I need somebody. **[F]** He-{\↑}elp! Not just anybody.
[D7] Help! You know I need someone, **[G]** He..{\↓}e..{\↓}elp **[G]**

[G] - When I was younger so much **[Bm]** younger than today
[Em] - I never needed anybody's **[C]**// help in **[F]**// any **[G]** way
[G] - But now these days are gone I'm **[Bm]** not so self assured
[Em] - Now I find I've changed my mind
 I've **[C]**// opened **[F]**// up the **[G]** door

Chorus all sing

[Am] Help me if you **[Am]** can I'm feeling **[Am]** down **[Am]**// **[G]**//
 And I **[F]** do appreci-**[F]**ate you being **[F]** 'round **[F]**// **[Em]**//
[D7] Help me get my feet back on the ground
 Won't you **[G]**/ - - - please **[F]**/ - - - please help **[G]** me **[G]**

[G] - And now my life has changed in **[Bm]** oh so many ways
[Em] - My independence seemed to **[C]**// vanish **[F]**// in the **[G]** haze
[G] - But every now and then I **[Bm]** feel so insecure
[Em] - I know that I just need you like I've **[C]**// never **[F]**// done be-**[G]**fore

Chorus all sing

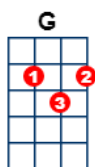
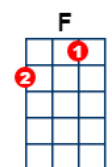
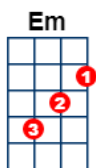
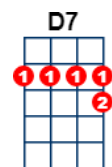
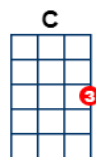
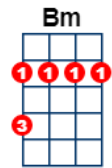
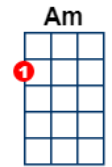
[Am] Help me if you **[Am]** can I'm feeling **[Am]** down **[Am]**// **[G]**//
 And I **[F]** do appreci-**[F]**ate you being **[F]** 'round **[F]**// **[Em]**//
[D7] Help me get my feet back on the ground
 Won't you **[G]**/ - - - please **[F]**/ - - - please help **[G]** me **[G]**

(Quieter)

[G]/ - When I was **[G]**/ younger so much **[Bm]**/ younger than to-**[Bm]**/ day
[Em]/ - I never needed **[Em]**/ anybody's **[C]**/ help in **[F]**/ any **[G]** way
[G] - But now these days are gone I'm **[Bm]** not so self assured
[Em] - Now I find I've changed my mind
 I've **[C]**// opened **[F]**// up the **[G]** door

Chorus

[Am] Help me if you **[Am]** can I'm feeling **[Am]** down **[Am]**// **[G]**//
 And I **[F]** do appreci-**[F]**ate you being **[F]** 'round **[F]**// **[Em]**//
[D7] Help me get my feet back on the ground
 Won't you **[G]**/ - - - please, **[F]**/ - - - please help **[Em]** me
 Help me, help **[G]**/ me {\↓} ee {\↓} ee {\↑} ooh.



Help. (Lennon, McCartney) *Harmony Copy*. 1st note sung = E
[Listen on Youtube](#) [Vocal harmonies on Youtube](#) 4/4 Time. 185 BPM.



Intro:

[Am] He-{\up}elp! I need somebody. [F] He-{\up}elp! Not just anybody.
 [D7] Help! You know I need someone, [G] He..{\down}e..{\down}elp [G]

[G] When I was younger so much [Bm] younger than today
 [G] When...n...n...n... n...n, when I was [Bm] young.....ng, I never
 [Em] I never needed anybody's [C]// help in [F]// any [G] way
 [Em] need.....Low Harmony → [C]// help in [F]// any [G] way

[G] But now these days are gone I'm [Bm] not so self assured
 [G] Now....w....w....w....w, these days are [Bm] gone...ne....ne, And now I
 [Em] Now I find I've changed my mind, I've [C]// opened [F]// up the [G] door
 [Em] fi...nd Low Harmony → I've [C]// opened [F]// up the [G] door

Chorus all sing

[Am] Help me if you [Am] can I'm feeling [Am] down [Am]// [G]//
 And I [F] do appreci-[F]ate you being [F] 'round [F]// [Em]//
 [D7] Help me get my feet back on the ground ← High Harmony
 Won't you [G]/ - - - please [F]/ - - - please help [G] me [G]

[G] And now my life has changed in [Bm] oh so many ways
 [G] Now....w....w....w...w, my life has [Bm] changed. My inde-
 [Em] My independence seemed to [C]// vanish [F]// in the [G] haze
 [Em] pen...n....n....n..dence seemed to [C]// vanish [F]// in the [G] haze
 [G] But every now and then I [Bm] feel so insecure
 [G] But.....now and [Bm] then..... I know that
 [Em] I know that I just need you like I've [C]// never [F]// done be-[G]fore
 [Em] I...i...i I've [C]// never [F]// done be-[G]fore

Chorus all sing

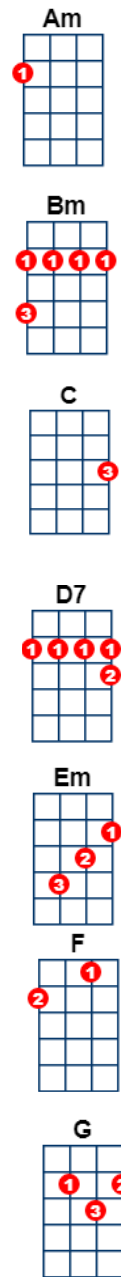
[Am] Help me if you [Am] can I'm feeling [Am] down [Am]// [G]//
 And I [F] do appreci-[F]ate you being [F] 'round [F]// [Em]//
 [D7] Help me get my feet back on the ground ← High Harmony
 Won't you [G]/ - - - please [F]/ - - - please help [G] me [G]

(Quieter)

[G]/ When I was [G]/ younger so much [Bm]/ younger than to-[Bm]/ day
 [Em]/ I never needed [Em]/ anybody's [C]/ help in [F]/ any [G] way
 [G] But now these days are gone I'm [Bm] not so self assured
 [G] Now....w....w....w....w, these days are [Bm] gone...ne....ne, And now I
 [Em] Now I find I've changed my mind I've [C]// opened [F]// up the [G] door
 [Em] fi...nd Low Harmony → I've [C]// opened [F]// up the [G] door

Chorus all sing

[Am] Help me if you [Am] can I'm feeling [Am] down [Am]// [G]//
 And I [F] do appreci-[F]ate you being [F] 'round [F]// [Em]//
 [D7] Help me get my feet back on the ground ← High Harmony
 Won't you [G]/ - - - please, [F]/ - - - please help [Em] me
 Help me, help [G]/ me {\down} ee {\down} ee {\up} oooooh.

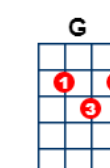
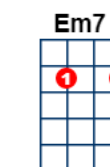
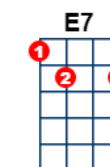
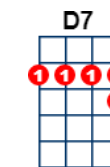
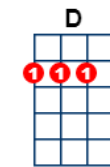
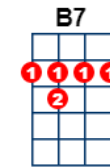
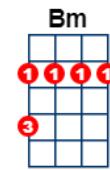
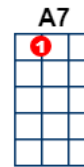
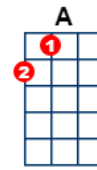


Her Majesty (Lennon, McCartney) Abbey Road Album, 1969
 Listen to song on Youtube 4/4 Time. 100 BPM.
 1st note sung = F#.



[D] Her Majesty's a [Bm] pretty nice girl
 But she [Em7] doesn't have a [A7] lot to [D] say
 [D] Her Majesty's a [Bm] pretty nice girl
 But she [E7] changes from day to [A] day
 [Bm] - I want to tell her that I [Bm] love her a lot
 But I [D7] gotta get a bellyful of [G] wine
 [G] Her Majesty's a [D] pretty nice [B7] girl
 Some-[G]day I'm gonna [A7] make her [D] mine, oh [B7] yeah
 Some-[G]day I'm gonna [A7] make her [D]/ mine.

End on single note A. (Best with low G string)



Here Comes The Sun (Harrison) Abbey Road Album 1969

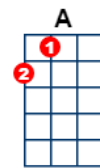
[Listen to song on Youtube](#) 4/4 Time, Except Bridge, end of intro & verses.*

[Listen to vocal harmony on Youtube](#) 130 BPM

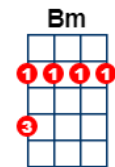


[Intro]

[A]	[A]	[D]	[E7]	[A]	[A]	[D]	[E7]/ - - -
A -4-0-2-4- 0-4-2-0- ---0-2-0- -----0-2 -4-0-2-4- 0-4-2-0- ---4-2-0- -----	E ----- ----- 2-----2- 4-2-4- ----- ----- 2----- 4-----	C ----- ----- ----- ----- ----- ----- ----- -----	G ----- ----- ----- ----- ----- ----- ----- -----				

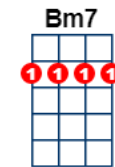


[A] - Here comes the **[A]** sun. (Du-den du du) **[Dmaj7]** Here comes the **[Bm]** sun, and I say **[A]** "it's alright." * **[D]/ - - [A]/ - - [Bm7]/ - - [A]/ - - [E7]/ /**



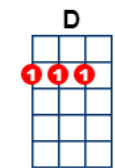
[Verse 1]

[A] - Little darling, it's been a **[D]** long, cold lonely **[E7]/ /** winter **[E7sus4]/ [E7]/**
[A] - Little darling, it feels like **[D]** years since it's been **[E7]** here.
[A] - Here comes the **[A]** sun. (Du-den du du) **[Dmaj7]** Here comes the **[Bm]** sun, and I say **[A]** - "it's alright." * **[D]/ - - [A]/ - - [Bm7]/ - - [A]/ - - [E7]/ / [A] [E7]**



[Verse 2]

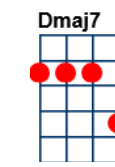
[A] - Little darling, the smiles re-**[D]** turning to their **[E7]/ /** faces. **[E7sus4]/ [E7]/**
[A] - Little darling, it seems like **[D]** years since it's been **[E7]** here.
[A] - Here comes the **[A]** sun. **[Dmaj7]** Here comes the **[Bm]** sun.
 And I say **[A]** - "it's alright." * **[D]/ - - [A]/ - - [Bm7]/ - - [A]/ - - [E7]/ / [A] [E7]**



**(11/8)Time sigs: [Bridge]*

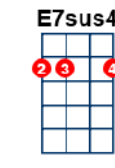
(4/4) . . . (4/4)

[C]/ - - Sun, [G]/ - - sun, [D]/ - - sun, [D]/ - here it [A] comes. [E7]
[C]/ - - Sun, [G]/ - - sun, [D]/ - - sun, [D]/ - here it [A] comes. [E7]
[C]/ - - Sun, [G]/ - - sun, [D]/ - - sun, [D]/ - here it [A] comes. [E7]
[C]/ - - Sun, [G]/ - - sun, [D]/ - - sun, [D]/ - here it [A] comes. [E7]
[C]/ - - Sun, [G]/ - - sun, [D]/ - - sun, [D]/ - here it [A] comes. [E7]
[C]/ - - Sun, [G]/ - - sun, [D]/ - - sun, [D]/ - here it [A] comes. [E7]
[E7sus4] [E7] [E7sus4]



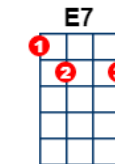
[Verse 3]

[A] - Little darling, I feel that **[D]** ice is slowly **[E7]/ /** melting. **[E7sus4]/ [E7]/**
[A] - Little darling, it seems like **[D]** years since it's been **[E7]** clear.
[A] - Here comes the **[A]** sun. (Du-den du du) **[Dmaj7]** - Here comes the **[Bm]** sun, and I say **[A]** - "it's alright." * **[D]/ - - [A]/ - - [Bm7]/ - - [A]/ - - [E7]/ /**



[Outro]

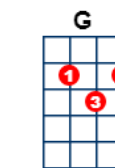
[A] - Here comes the **[A]** sun (Du-den du du) **[Dmaj7]** - Here comes the **[Bm]** sun - - -. **[A]** - "It's alright." * **[D]/ - - [A]/ - - [Bm7]/ - - [A]/ - - [E7]/ /**
[A] - "It's alright." * **[D]/ - - [A]/ - - [Bm7]/ - - [A]/ - - [E7]/ /**
[C]/ Sun, [G]/ sun, [D]/ sun, [D]/ here it [A]. comes.



{↑}[or form chord & Pick C,E,A strings]{↑} {↑}[Pick C & A strings]{↑}[Strum chord slowly]

Outro tab

A -----3----- -----2----- -----0----- -----0-----
E ---0----- ---3----- ---2----- ---2-----
C 0----- 2----- 2----- 2-----
G ----- ----- ----- -----



Here There and Everywhere. (Lennon/McCartney.) "Revolver" (1966)

Listen to song on youtube 4/4 Time. 83 BPM.

2 Strums each chord except where marked. 1st note sung = D



[Intro]

[G]/ - To lead a [Bm]/ better life,

[Bb]/ - I need my love to be [Am7] here [D7]

[Verse 1]

[G] Here, [Am] [Bm] making each [C] day of the [G] year [Am]

[Bm] Changing my [C] life with a [B7sus4] wave of her [B7] hand,

[B7sus4] Nobody [B7] can de-[Em] ny that there's

[Am] something [Am7] there [D7]

[Verse 2]

[G] There, [Am] [Bm] running my [C] hands through her [G] hair [Am]

[Bm] Both of us [C] thinking how [B7sus4] good it can [B7] be

[B7sus4] Someone is [B7] speaking, but

[Em] she doesn't [Am] know he's [Am7] there [D7]

[Middle 8]

I want her [Bb] everywhere [Gm]

And if [Cm] she's beside me [D7] I know I need [Gm] never care [Gm]

[Cm] But to love her [D7] is to need her

[Verse 3]

[G] every-[Am] where [Bm] knowing that [C] love is to [G] share, [Am]

[Bm] Each one be-[C] lieving that [B7sus4] love never [B7] dies

[B7sus4] Watching her [B7] eyes, and

[Em] hoping I'm [Am] always [Am7] there [D7]

[Middle 8]

I want her [Bb] everywhere [Gm]

And if [Cm] she's beside me [D7] I know I need [Gm] never care [Gm]

[Cm] But to love her [D7] is to need her

[Verse 4]

[G] every-[Am] where [Bm] knowing that [C] love is to [G] share, [Am]

[Bm] Each one be-[C] lieving that [B7sus4] love never [B7] dies

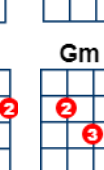
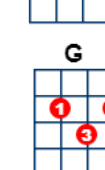
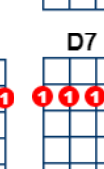
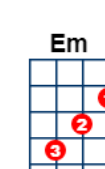
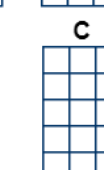
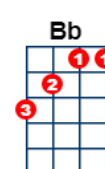
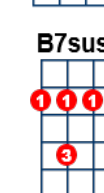
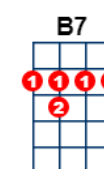
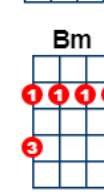
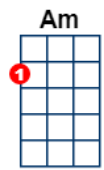
[B7sus4] Watching her [B7] eyes, and

[Em] hoping I'm [Am] always [Am7] there [D7]

[Coda]

I will be [G] there, [Am] and [Bm] every-[C] where

[G] Here, [Am] there and [Bm] every-[C] where [G] /.



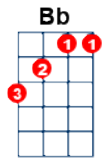
Hey Jude. (McCartney, Lennon)

[Listen on Youtube](#) 4/4 Time. 74 BPM.

Underlined lyrics start together. 1st notes sung = C, A.

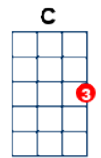


[NC] Hey [F] Jude don't make it [C] bad
Take a [C7sus4] sad song and make it [F] better
Re-[Bb] member to let her into your [F] heart
Then you can [C7] start to make it [F]// better.



[NC] Hey [F] Jude don't be a-[C] fraid
You were [C7sus4] made to go out and [F] get her
The [Bb] minute you let her under your [F] skin
Then you be-[C7] gin to make it [F] better

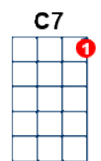
(Aahhh)
(Better)



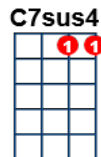
[F7] - And any time you feel the [Bb] pain hey Jude re-[Gm] fraid (Aahhh)
Don't carry the [C] world upon your [F] shoulder

[F7] - For well you know that it's a [Bb] fool who plays it [Gm] cool (Aahhh)
By making his [C7] world a little [F]// colder

[F]// - Na na na [F7]// na na [C] na na na na [C7] / / /



[NC] Hey [F] Jude don't let me [C] down
You have [C7sus4] found her now go and [F] get her (Let it out and let it in)
Re-[Bb] member to let her into your [F] heart (Hey Jude)
Then you can [C7] start to make it [F] better



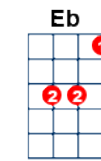
[F7] - So let it out and let it [Bb] in. Hey Jude be-[Gm] gin (Aahh)

You're waiting for [C] someone to per-[F] form with

[F7] - And don't you know that it's just [Bb] you, hey Jude you'll [Gm] do (Aahh)

The movement you [C7] need is on your [F]// shoulder

[F]// - Na na na [F7]// na na [C] na na na na [C7] / / /



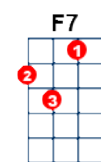
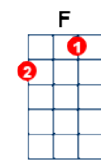
[NC] Hey [F] Ju-u-u-u-u-ude don't make it [C] bad (Harmonise)

Take a [C7sus4] sad song and make it [F] better

Re-[Bb] member to let her under your [F] skin

Then you be-[C7] gin to make it [F] better, better, better, better,

[F] better, better, Whaoh!



[F] Na - na na [Eb] na na na na [Bb] na na na na, Hey [F] Jude.

(repeat last line for 3 minutes and fade)

(Or finish when you want)



I Am The Walrus. (Lennon, McCartney). 4/4 Time. 85 BPM. [Listen to Song](#)

[Intro] [B] [B]// [B]// [A]/ [F#m]/ [G]// [F]/ [Dm]/ [E] [E7] [D] [D7]

(Softly) (Normal)

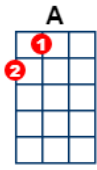
[Verse 1] 2 strums / chord

[A] I am he as [A7] you are he as [C] you are me and [D] we are all to-[A]gether. [A7]
[C] See how they run like [C] pigs from a gun, see [D] how they fly, [D] I'm [A] crying. [A]



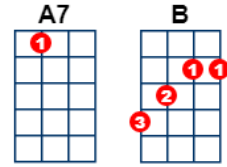
[Pre-Chorus 1] 2 strums / chord

[A] Sitting on a cornflake, [C] [D] [F]/ Waiting for the [G]/ van to [A] come. [A7]
[F] Corporation T-shirt, [F] stupid bloody Tuesday,
[B7] Man, you been a naughty [B7] boy, you let your face grow [B7] long. [B7]



[Chorus] 4 strums / chord

I am the [C] eggman, (Oow) they are the [D] eggmen, (Oow)
I am the [E] Walrus, Goo goo g'joob.

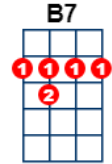


[Verse 2] 2 strums / chord

[A] Mr. City [A7] P'licemen sitting [C] pretty little [D] P'licemen in a [A] row. [A7]
[C] See how they fly like [C] Lucy in the sky, See [D] how they run, [D] I'm [A] crying. [A]
I'm [Dsus4] cry. . . [Dsus4] ing, I'm [A] crying, I'm [E] cry. . . [D] ing. [D7]

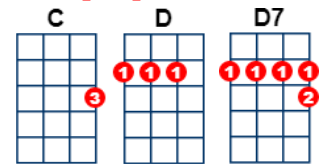
[Pre-Chorus 2] 2 strums / chord

[A] Yellow matter custard, [C] [D] [F]/ Dripping from a [G]/ dead dog's [A] eye. [A7]
[F] Crabalocker fishwife, [F] pornographic priestess,
[B7] Boy, you been a naughty [B7] girl, you let your knickers [B7] down. [B7]



[Chorus] 4 strums / chord

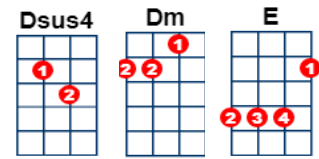
I am the [C] eggman, (Oow) they are the [D] eggmen, (Oow)
I am the [E] Walrus, Goo goo g'joob. (Stop 4 beats)



[Instrumental] [B]// [A]// [G]// [F]// [E]

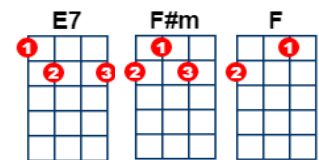
[Bridge] 2 strums / chord

[B] Sitting in an [A] English [G] garden, waiting [F] for the [E] sun.
[F] - If the sun don't [B7] come you get a tan from
[B7] standing in the English [B7] rain. [B7]



[Chorus] 4 strums / chord

I am the [C] eggman, they are the [D] eggmen,
I am the [E] Walrus, Goo goo g'joob. [D] Goo goo goo g'joob.

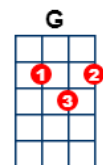


[Verse 3] 2 strums / chord

[A] Expert texpert [A7] choking smokers, [C] don't you think the [D] joker laughs at [A] you?
(Ha ha ha! [A7] Hee hee hee! Ha ha ha!)
[C] See how they smile like [C] pigs in a sty, see [D] how they snide. [D] I'm [A] crying. [A]

[Pre-Chorus 3] 2 strums / chord

[A] Semolina pilchard, [C] [D] [F]/ Climbing up the [G]/ Eiffel [A] Tower. [A7]
[F] Elementary penguin [F] singing Hare Krishna,
[B7] Man, you should have seen them [B7] kicking Edgar Allan [B7] Poe. [B7]



[Chorus] 4 strums / chord

I am the [C] eggman, (Oow) they are the [D] eggmen, (Oow)
I am the [E] Walrus, Goo goo g'joob, [D] Goo goo goo g'joob,
[C] Goo goo g'joob, Goo goo goo g'joob [B7] Goo, - Chooga, chooga, chooga.

[Outro] 4 strums / chord

[A] - - - Joob-A, joob-A, joob-A. [G] Joob-A, joob-A, [F] Oompa, oompa, stick it up your jumper
[E] Oompa, oompa, stick it up your jumper [D] Everybody's got one [C] [B7] (repeat to fade)

I Call Your Name. (Lennon, McCartney)

[Listen to Song on Youtube](#) 4/4 Time. 125 BPM

1st note sung = D



Intro; [A7] [D7] [G]

[D7] - I call your [G] name, [G7] - But you're not [E7] there
[E7] - Was I to [A7] blame [A7] - For being un-[D7] fai-ai-ai-air
[D7] - - Oh I can't [G] sleep at night [G7] - since you've been [E7] gone
[E7] - I never [A7] weep at night [C]// - I [Cm]// can't go [G] on

[G7] - Don't you know I can't [C7] take it
[C7] - - I don't know who [Em] can
[Em] - - I'm not gonna [A7] ma-a-ake it
[A7] - I'm not that kinda [D#7] ma-a-[D7] an

Oh I can't [G] sleep at night [G7] - It's just the [E7] same
[E7] - I never [A7] weep at night [C]// - I [Cm]// call your [G] name

[Instrumental] (Rhythm changes to Ska)

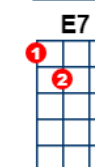
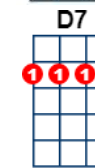

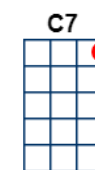
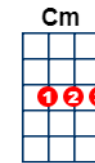
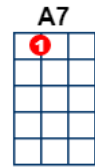
[G] [G] [G7] [E7] [E7] [A7] [C]// [Cm]// [G] (Resume normal Rhythm)

[G7] - Don't you know I can't [C7] take it
[C7] - - I don't know who [Em] can
[Em] - - I'm not gonna [A7] ma-a-ake it
[A7] - I'm not that kinda [D#7] ma-a-[D7] an

Oh I can't [G] sleep at night [G7] - It's just the [E7] same
[E7] - I never [A7] weep at night [C]// - I [Cm]// call your [G] name

[Cm] - I call your [G] name

[Cm] - Wooh I call your [G] name.



I Dont Want To Spoil The Party. (Lennon/McCartney)

[Listen to song on YouTube](#) 190 BPM. 4/4 Time. Beatles for Sale

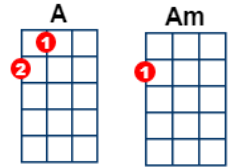


[Intro]

[G] [G7]// [Am]// [D7] [D7], [D] [Am]// [D7]// [G] [G]//

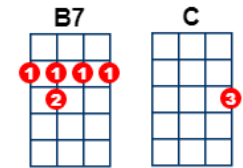
[Verse 1]

[G]// I don't [G] want to spoil the [F] party so I'll [G] go, [G]//
[G]// I would [G] hate my disa-[F]ppointment to [D7] show, [D7]///
[D7]/ There's [Em] nothing for me [B7] here so [Am] I will disa-[D]ppear,
If she [G] turns up while I'm [F] gone please let me [G] know. [G]



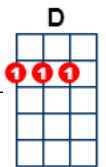
[Verse 2]

I've [G] had a drink or [F] two and I don't [G] care, [G]//
[G]// There's no [G] fun in what I [F] do if she's not [D7] there, [D7]
I [Em] wonder what went [B7] wrong. I've [Am] waited far too [D] long,
I [G] think I'll take a [F] walk and look for [G] her. [G]//



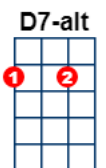
[Chorus]

[G]// Though to-[G]night she's made me [G] sad, [Em] I [A] still [C] love [D] her.
If I [G] find her I'll be [G] glad, [Em] I [A] still [C] love [D]// her.



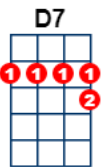
[Verse 3]

[D]// I don't [G] want to spoil the [F] party so I'll [G] go, [G]//
[G]// I would [G] hate my disa-[F]ppointment to [D7] show, [D7]///
[D7]/ There's [Em] nothing for me [B7] here so [Am] I will disa-[D]ppear,
If she [G] turns up while I'm [F] gone please let me [G] know. [G]//



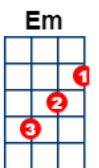
Instrumental break. Same as verse.

[G]// I don't [G] want to spoil the [F] party so I'll [G] go, [G]//
[G]// I would [G] hate my disa-[F]ppointment to [D7] show, [D7]
There's [Em] nothing for me [B7] here so [Am] I will disa-[D]ppear,
If she [G] turns up while I'm [F] gone please let me [G] know. [G]//



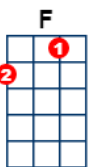
[Chorus]

[G]// Though to-[G]night she's made me [G] sad, [Em] I [A] still [C] love [D] her.
If I [G] find her I'll be glad, [Em] I [A] still [C] love [D] her.



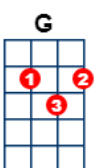
[Verse 4]

I've [G] had a drink or [F] two and I don't [G] care, [G]//
[G]// There's no [G] fun in what I [F] do if she's not [D7] there, [D7]
I [Em] wonder what went [B7] wrong. I've [Am] waited far too [D] long,
I [G] think I'll take a [F] walk and look for [G] her. [G]



[Outro]

[G] [G7]// [Am]// [D7] [D7],
[D] [Am]// [D7]// [G] [G] /. (Let last note Ring)



I Need You. (Lead Chords + Some Rhythm). (Harrison) from "Help"

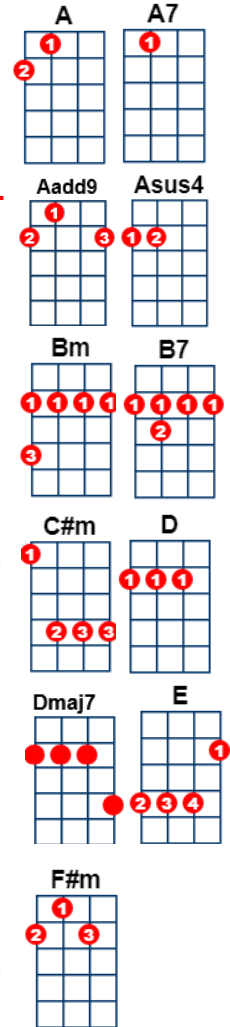
[Listen on Youtube](#) 4/4 Time. 136 BPM

Intro Lead [A]/- [Aadd9>// - [Asus4]/ [A] / -
Rhythm [A] [A]



[Verse]

[A] You don't rea-[D]lise how much I [A]/- need [Aadd9>// you, - [Asus4]/ [A] / -
[A] Love you all the [D] time and never [A]/- leave [Aadd9>// you, - [Asus4]/ [A] / -
Please [F#m] come back to [C#m] me, I'm [F#m] lonely as can [Bm] be.
I [A]/- need [Aadd9>// you, - [Asus4]/ [A] / -



[Verse]

[A] Said you had a [D] thing or two to [A]/- tell [Aadd9>// me, - [Asus4]/ [A]/-
[A] How was I to [D] know you would up-[A]/- set [Aadd9>//me. - [Asus4]/ [A]/-
I [F#m] didn't rea-[C#m]lize as [F#m] I looked in your[Bm] eyes,
you [A]/- told [Aadd9>// me [Asus4]/ [A] / -

[Bridge]

[A] - - Oh yes you [D] told me you [E] don't want my lovin' any [A] more.
[A] - - That's when it [D] hurt me, and [E] feeling like this, I
[B7] just can't go on any [E] more. [E]

[Verse]

[A] Please remember [D] how I feel a-[A]/- bout [Aadd9]/ you, - [Asus4]/ [A]/-
[A] I could never [D] really live with-[A]/- out [Aadd9>// you, - [Asus4]/ [A]/-
So, [F#m] come on back and [C#m] see, just [F#m] what you mean to [Bm] me
I [A]/- need [Aadd9>// you - [Asus4]/ [A]/-

[Bridge]

[A] - - But when you [D] told me you [E] don't want my lovin' any [A] more.
[A] That's when it [D] hurt me, and [E] feeling like this, I
[B7] just can't go on any [E] more. [E]

[Verse]

[A] Please remember [D] how I feel a-[A]/- bout [Aadd9>// you, - [Asus4]/ [A]/-
[A] I could never [D] really live with-[A]/- out [Aadd9>// you, - [Asus4]/ [A]/-
So, [F#m] come on back and [C#m] see, just [F#m] what you mean to [Bm] me
I [A]/- need [Aadd9>// you - [Asus4]/ [A]/-

[Outro]

I [F#m] need you, [F#m] - - - I [Dmaj7] need you [Dmaj7]
[A]/- [Aadd9>// - [Asus4]/ [A]/.

I Need You (Basic Rhythm chords). (Harrison) from "Help"

[Listen on Youtube](#) 4/4 Time. 136 BPM

[How to play song on Youtube](#)



Intro **[A]** **[A]**

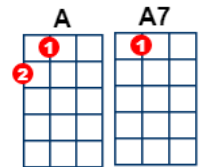
[Verse]

[A] You don't rea-**[D]**lise how much I **[A]** need you, **[A]**

[A] Love you all the **[D]** time and never **[A7]** leave you, **[A7]**

Please **[F#m]** come on back to **[C#m]** me, I'm **[F#m]** lonely as can **[Bm]** be.

I **[A]** need you, **[A]**



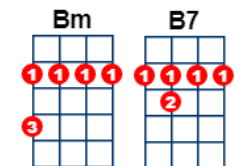
[Verse]

[A] Said you had a **[D]** thing or two to **[A]** tell me, **[A]**

[A] How was I to **[D]** know you would up-**[A7]** set me. **[A7]**

I **[F#m]** didn't rea-**[C#m]**lize as **[F#m]** I looked in your **[Bm]** eyes,

you **[A]** told me

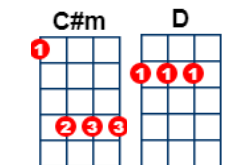


[Bridge]

[A] - - Oh yes you **[D]** told me you **[E]** don't want my lovin' any **[A]** more.

[A] - - That's when it **[D]** hurt me, and **[E]** feeling like this, I

[B7] just can't go on any **[E]** more. **[E]**



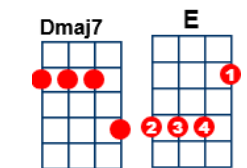
[Verse]

[A] Please remember **[D]** how I feel a-**[A]** bout you, **[A]**

[A] I could never **[D]** really live with-**[A7]** out you, **[A7]**

So, **[F#m]** come on back and **[C#m]** see, just **[F#m]** what you mean to **[Bm]** me

I **[A]** need you

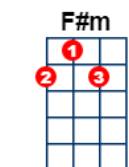


[Bridge]

[A] - - But when you **[D]** told me you **[E]** don't want my lovin' any **[A]** more.

[A] - - That's when it **[D]** hurt me, and **[E]** feeling like this, I

[B7] just can't go on any **[E]** more. **[E]**



[Verse]

[A] Please remember **[D]** how I feel a-**[A]** bout you, **[A]**

[A] I could never **[D]** really live with-**[A7]** out you, **[A7]**

So, **[F#m]** come on back and **[C#m]** see, just **[F#m]** what you mean to **[Bm]** me

I **[A]** need you **[A]**

[Outro]

I **[F#m]** need you, **[F#m]** - - - I **[Dmaj7]** need you **[Dmaj7]**

[A] **[A]**///.

I Saw Her Standing There (Lennon, McCartney)
[Listen on Youtube](#) Please Please Me Album, 1963.

Count 1234 {BPM 160}



Intro: [E7] [E7] [E7] [E7]

Well she was [E7] just seven-[E7]teen
You [A7] know what I [E7] mean
And the way she looked was way beyond com-[B7]pare [B7]

So [E7] how could I [E7] dance with a-[A]nother [Am] Oooooh
When I [E7] saw her [B7] standing [E7] there. [E7]

Well [E7] she looked at me and [A7] I, I could [E7] see
That before too long I'd fall in love with [B7] her. [B7]

[E7] She wouldn't [E7] dance with a-[A]nother [Am] Oooooh
When I [E7] saw her [B7] standing [E7] there [E7]

Well my [A7] heart went boom, when I crossed that room,
And I held her hand in [B7] mieeee..[B7]eee [A7] {↑}eeen. [A7]

Well we [E7] danced through the night
And we [A7] held each other [E7] tight
And before too long I fell in love with [B7] her [B7]

Now [E7] I'll never [E7] dance with a-[A]nother [Am] Oooooh
When I [E7] saw her [B7] standing [E7] there. [E7]

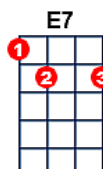
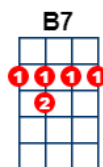
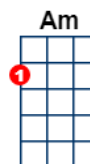
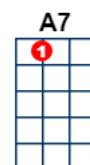
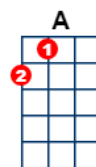
Instrumental

[E7] [E7] [E7] [E7], [E7] [E7] [B7] [B7]
[E7] [E7] [A] [Am], [E7] [B7] [E7] [E7]

Well my [A7] heart went boom, when I crossed that room,
And I held her hand in [B7] mieeee..[B7]eee. [A7] {↑}eeen. [A7]

Oh... we [E7] danced through the night
And we [A7] held each other [E7] tight
And before too long I fell in love with [B7] her. [B7]

Now [E7] I'll never [E7] dance with a-[A]nother [Am] Oooooh
When I [E7] saw her [B7] standing [E7] there. [E7]
Oh since I [E7] saw her [B7] standing [E7] there. [E7]
Well since I [E7] saw her [B7] standing [A7] there. [E7] //// - ./.



I Saw Her Standing There. (Lennon, McCartney)

Count 1 2 1234 {BPM 160 Straight}

Intro: **[G7] [G7] [G7] [G7]**

Well she was **[G7]** just seventeen
 You **[C7]** know what I **[G7]** mean
 And the way she looked was way beyond com-**[D7]**pare
 So **[G]** how could I **[G7]** dance with a-**[C]** nother **[Eb]** ooooh
 When I **[G]** saw her **[D7]** standing **[G]** there

Well **[G7]** she looked at me and **[C7]** I, I could **[G7]** see
 That before too long I'd fall in love with **[D7]**her
[G] She wouldn't **[G7]** dance with a-**[C]**nother **[Eb]** ooooh
 When I **[G]** saw her **[D7]** standing **[G]** there

Well my **[C7]** heart went boom when I crossed that room
 And I held her hand in **[D7]** mine **[C7]**

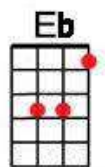
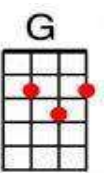
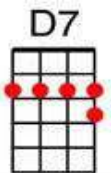

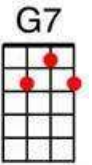
Well we **[G7]** danced through the night
 And we **[C7]** held each other **[G7]** tight
 And before too long I fell in love with **[D7]** her

Now **[G]** I'll never **[G7]** dance with a-**[C]**nother **[Eb]** ooooh
 When I **[G]** saw her **[D7]** standing **[G]** there

Well my **[C7]** heart went boom when I crossed that room
 And I held her hand in **[D7]** mine **[C7]**

Oh we **[G7]** danced through the night
 And we **[C7]** held each other **[G7]** tight
 And before too long I fell in love with **[D7]** her

Now **[G]** I'll never **[G7]** dance with a-**[C]**nother **[Eb]** ooooh
 Since I **[G]** saw her **[D7]** standing **[G]** there
 Oh since I **[G]** saw her **[D7]** standing **[G]** there
 Well since I **[G]** saw her **[D7]** standing **[C7]** there **[G7 DuDu]**



I Want To Hold Your Hand - (Lennon, McCartney)

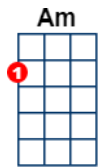
Listen to I Want To Hold Your Hand on YouTube 4/4 Time. 138 BPM.

Intro: [C]//[D]- /// (x2), [C]//[D]- [D] [D] [D]



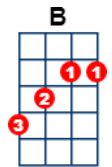
[Verse 1]

[D] Oh yeah, [G] I, tell you [D] something,
[Em] I think you'll under-[B]stand,
When [G] I, say that [D] something,
[Em] I wanna hold your [B] hand.



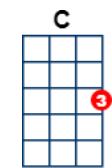
[Chorus 1]

[C]// I wanna [D]// hold your [G]// ha-a-[Em]//and,
[C]// I wanna [D]// hold your [G] hand.



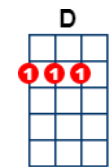
[Verse 2]

Oh [G] please, say to [D] me,
[Em] You'll let me be your [B] man,
And [G] please, say to [D] me,
[Em] You'll let me hold your [B] hand.



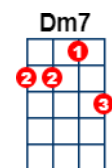
[Chorus 2]

[C]// You'll let me [D]// hold your [G]// ha-a-[Em]//and,
[C]// I wanna [D]// hold your [G] hand.



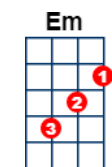
[Bridge]

[Dm7] - And when I [G7] touch you I feel [C] happy, in-[Am]side,
[Dm7] - It's such a [G7] feeling that my [C]/// love,
[C]// I can't [D]/// hide, [C]// I can't [D]/// hide, [C]// I can't [D] hi-i-i-i-ide [D]



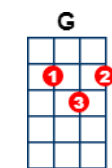
[Verse 3]

Yeah [G] you, got that [D] something,
[Em] I think you'll under-[B]stand, When
[G] I, hear that [D] something,
[Em] I wanna hold your [B] hand.



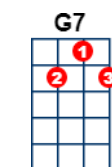
[Chorus 3]

[C]// I wanna [D]// hold your [G]// ha-a-[Em]//and,
[C]// I wanna [D]// hold your [G] hand.



[Bridge]

[Dm7] - And when I [G7] touch you I feel [C] happy, in-[Am]side,
[Dm7] - It's such a [G7] feeling that my [C]/// love,
[C]// I can't [D]/// hide, [C]// I can't [D]/// hide, [C]// I can't [D] hi-i-i-i-ide [D]



[Verse 4]

Yeah [G] you, got that [D] something,
[Em] I think you'll under-[B]stand, When
[G] I, hear that [D] something,
[Em] I wanna hold your [B] hand.

[Outro]

[C]// I wanna [D]// hold your [G]// ha..a..[Em]//and,
[C]// I wanna [D]// hold your [B]/// /// ha..a..and. *Strum down Louder*
[C]// I wanna [D]// hold your [C]/ha-[C]/a [C]/a, [C]/a [C]/a [C]/a [G]/and.

I Want To Tell You. (George Harrison.) Revolver (1966)
[Listen on Youtube](#) 4/4 Time with exceptions. 125 BPM. Tab1 needs low G string.



[Intro]

Tab 1

```
A|-----|-----| x 4
E|-5-3-----|-3----1----|
C|-----4---|-2---2---|
G|----2---2-|-2---2---|
```

Or **[A]** **[Gadd9]/// [Bm7]///** x 4

[Verse 1]

[A] - - I want to **[A]** tell you
[A] - - my head is **[A]//** filled with **[B7]** things to say **[B7]//**
[E7b9] - - When you're **[E7b9]** here, - - -, - - all those words
they seem to **[A]** slip away **[Gadd9]/// [Bm7]/// ← Tab 1**

[Verse 2]

[A] - - When I get **[A]** near you
[A] - - the games be-**[A]//** gin to **[B7]** drag me down **[B7]//**
[E7b9] - - It's al-**[E7b9]**right, - - -, - - I'll make you maybe next
[A] time around **[Gadd9]/// [Bm7]/// ← Tab 1**

[Bridge 1]

[Bm] But if I **[Bdim]** seem to act un-**[A]** kind
It's only **[B7]** me, it's not my **[Bm]** mind
[Bdim] that is con-**[A]** fusing things. **[A]** ◀ 1 bar Drums

[Verse 3]

[A] - - I want to **[A]** tell you
[A] - - I feel hung **[A]//** up and I **[B7]** don't know why **[B7]//**
[E7b9] - - I don't **[E7b9]** mind, - - -, - - I could wait forever
[A] I've got time **[Gadd9]/// [Bm7]/// ← Tab 1**

[Bridge 2]

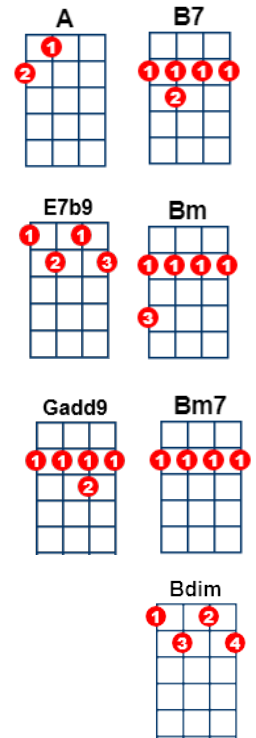
[Bm] Sometimes I **[Bdim]** wish I knew you **[A]** well
Then I could **[B7]** speak my mind and **[Bm]** tell you
[Bdim] Maybe you'd **[A]** understand. **[A]** ◀ 1 bar Drums

[Verse 4]

[A] - - I want to **[A]** tell you
[A] - - I feel hung up but I **[B7]** don't know why **[B7]//**
[E7b9] - - I don't **[E7b9]** mind, - - -, - - I could wait forever

[Coda] + Tab 1

[A] I've got time **[Gadd9]/// [Bm7]///**
[A] I've got time **[Gadd9]/// [Bm7]///**
[A] I've got time **[Gadd9]/// [Bm7]///**
[A] **[Gadd9]/// [Bm7]/// [A]!**



I Will. Key C (Lennon, McCartney) 4/4 Time. 103 BPM. Original Key F.
[Listen on YouTube](#) [Play along in C.](#) (From The White Album)



2 beats per chord

Intro: [C] [Am] [Dm] [G] x4

Who [C] knows how [Am] long I've [Dm] loved you
[G] You [C] know I [Am] love you [Em] still
[Em] Will I [F] wait a [G] lonely [Am] lifetime?
[Am] If you [F] want me [G] to I [C] will.

Instrumental [Am] [Dm] [G], [C] [Am] [Dm] [G]

For [C] if I [Am] ever [Dm] saw you
[G] I [C] didn't [Am] catch your [Em] name
[Em] But it [F] never [G] really [Am] mattered
[Am] I will [F] always [G] feel the [C] same [C] [C] [C]

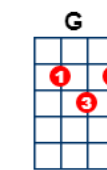
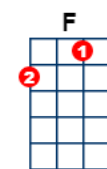
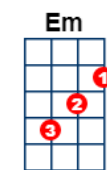
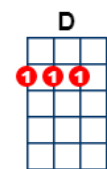
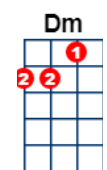
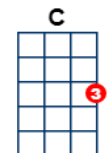
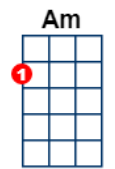
[F] Love you for-[G] ever [Am] and for-[Am] ever
[F] Love you with [G] all my [C] heart [C]
[F] Love you when-[G] ever [Am] we're to-[Am] gether
[D] Love you when [D] we're a-[G] part [G]

And [C] when at [Am] last I [Dm] find you
[G] Your [C] song will [Am] fill the [Em] air
[Em] Sing it [F] loud so [G] I can [Am] hear you
[Am] Make it [F] easy [G] to be [Am] near you
[Am] For the [F] things you [G] do en-[Am] dear you [Am] to me
[F] Oh You [G] know I [C] will [C] [C] [C]

[F] Love you for-[G] ever [Am] and for-[Am] ever
[F] Love you with [G] all my [C] heart [C]
[F] Love you when-[G] ever [Am] we're to-[Am] gether
[D] Love you when [D] we're a-[G] part [G]

And [C] when at [Am] last I [Dm] find you
[G] Your [C] song will [Am] fill the [Em] air
[Em] Sing it [F] loud so [G] I can [Am] hear you
[Am] Make it [F] easy [G] to be [Am] near you
[Am] For the [F] things you [G] do en-[Am] dear you [Am] to me
[F] Oh You [G] know I [C] will [C]
[F] Oh You [G] know I [C] will [C]
[F] Oh You [G] know I [C] will [C]
[F]/ Oh You [G]/ know I [C] / will.

(This version is longer and slightly different to the original)



I'm Looking Through You. (Lennon, McCartney) BPM 170. 4/4/Time.

Listen to Song on YouTube



[Intro] [G]// [C]// [G]// [C]// [G]// [C]//

[Verse 1]

[G] - I'm looking [Am] through you, [Em7] - where did you [D]// go [Dsus2]/ [D]/

[G] - I thought I [Am] knew you, [Em7] what did I [D]// know [Dsus2]/ [D]/

[Em7] - You don't look [Am] different, but [G] you have [D]// changed [Dsus2]/ [D]/

[G] - I'm looking [Am] through you, [C] you're not the [G]// same

[Instrumental] [C]// [G]// [C]// [G]// [C]//

[Verse 2]

[G] - Your lips are [Am] moving, [Em7] I cannot [D]// hear [Dsus2]/ [D]/

[G] - Your voice is [Am] soothing, [Em7] but the words aren't [D]// clear [Dsus2]/ [D]/

[Em7] - You don't sound [Am] different, I've [G] learned the [D]// game [Dsus2]/ [D]/

[G] - I'm looking [Am] through you, [C] you're not the [G]// same

[Instrumental] [C]// [G]// [C]// [G]// [C]// [G]

[Bridge]

[C] Why, tell me why, did you not [G] treat me right [G]

[C] Love has a nasty habit of [Dsus2] disappearing [D] overnight

[Verse 3]

[G] - You're thinking [Am] of me, [Em7] the same old [D]// way [Dsus2]/ [D]/

[G] - You were a-[Am]bove me, [Em7] but not to-[D]// day [Dsus2]/ [D]/

[Em7] - The only [Am] difference is [G] you're down [D]// there [Dsus2]/ [D]/

[G] - I'm looking [Am] through you, [C] and you're no-[G]//where

[Instrumental] [C]// [G]// [C]// [G]// [C]// [G]

[Bridge]

[C] Why, tell me why, did you not [G] treat me right [G]

[C] Love has a nasty habit of [Dsus2] disappearing [D] overnight

[Verse 4]

[G] - I'm looking [Am] through you, [Em7] where did you [D]// go [Dsus2]/ [D]/

[G] - I thought I [Am] knew you, [Em7] what did I [D]// know [Dsus2]/ [D]/

[Em7] - You don't look [Am] different, but [G] you have [D]// changed [Dsus2]/ [D]/

[G] - I'm looking [Am] through you, [C] you're not the [G]// same

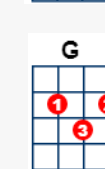

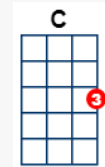
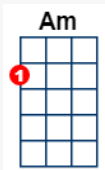
[Outro] [C]//

[G]// Yeah, well, [C]// baby, you've [G]// changed [C]//

[G]// Ah, [C]// - I'm looking [G]// through you [C]//

[G]// Yeah, [C]// - I'm looking [G]// through you.[C]//

[G]// [C]// [G]// through you.



I'm Only Sleeping - (Lennon, McCartney).106 BPM. 4/4 Time.

[Listen to I'm Only Sleeping on YouTube](#) 1st note sung = E



[Verse 1]

[Em] When I wake up early in the **[Am]** morning,
[G]// lift my **[C]**// head, **[G]**// I'm still **[B7]**// yawning
[Em] When I'm in the middle of a **[Am]** dream,
[G]// stay in **[C]**// bed, **[G]**// float up **[C]**// stream **[C]** (*float up stream*)

[Chorus 1]

[G] Please don't wake me, **[Am]** no don't shake me,
[Bm] leave me where I **[Am]** am, I'm only **[Cmaj7]** sleeping **[Cmaj7]**/ - - -

(Bass solo) E, G, B, G, E

[Verse 2]

[Em] Everybody seem to think I'm **[Am]** lazy,
[G]// I don't **[C]**// mind, I **[G]**// think they're **[B7]**// crazy
[Em] Running everywhere at such a **[Am]** speed,
[G]// till they **[C]**// find, **[G]**// there's no **[C]**// need **[C]** (*there's no need*)

[Chorus 2]

[G] Please don't spoil my **[Am]** day, I'm miles a-**[Bm]** way,
and after **[Am]** all, I'm only **[Cmaj7]** sleeping **[Cmaj7]**/ - - -
[Em]/ - - - - - - - -

(Bass solo) E, G, B, G, E /----- E, G, B, E.

[Bridge]

[Dm] Keeping an eye on the **[E7]** world going by my **[Am]** window,
[F]/ - - - taking my time
[E7] Lying there staring at the **[Am]** ceiling,
[G]// waiting **[C]**// for a **[G]**// sleepy **[B7]**// feeling

(Instrumental) **[Em]** **[Am]** **[G]**// **[C]**// **[G]**// **[C]**// **[C]**

[Chorus 2]

[G] Please don't spoil my **[Am]** day, I'm miles a-**[Bm]** way,
and after **[Am]** all I'm only **[Cmaj7]** sleeping **[Cmaj7]**/ - - -
[Em]/ - - -, - - - -

(Bass solo) E, G, B, G, E /, - - -, - E, G, B, E.

[Bridge]

[Dm] Keeping an eye on the **[E7]** world going by my **[Am]** window,
[F]/ - - - taking my time

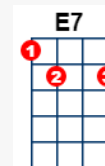
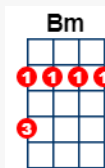
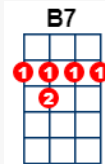
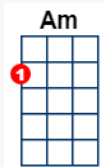
[Verse 4]

[Em] When I wake up early in the **[Am]** morning,
[G]// lift my **[C]**// head, **[G]**// I'm still **[B7]**// yawning
[Em] When I'm in the middle of a **[Am]** dream,
[G]// stay in **[C]**// bed, **[G]**// float up **[C]**// stream **[C]** (*float up stream*)

[Outro]

[G] Please don't wake me, **[Am]** no don't shake me,
[Bm] leave me where I **[Am]** am, I'm only **[Cmaj7]** sleeping **[Cmaj7]**/ - - -

(Bass solo, Slowing down) E, G, B, G, E **[Em]**/



If I Fell (Lennon/McCartney) BPM 108. 4/4 Time. Count 1,2,3.
 Listen to song on Youtube
 How to sing If I Fell Vocal Harmony YouTube



First note sung = Eb

[Intro]

If I **[Ebm]** fell in love with you
 would you **[D]** promise to be true
 And **[Db]** help me **[Bbm]** understand
 'Cause I've **[Ebm]** been in love before
 And I **[D]** found that love was more
 Than **[Em]** just holding **[A]** hands

[Verse 1]

If I **[D]**// give **[Em]**// my **[F#m]** heart to **[Em7]** you
 I **[A]** must be sure
 From the **[D]**// ve-**[Em]**// ry **[F#m]** start that **[Em7]** you
 Would **[A]** love me more than **[D]** her **[Gm]**/ - / **[A]**/

[Verse 2]

[A]/ If I **[D]**// trust **[Em]**// in **[F#m]** you, oh **[Em7]** please
 Don't **[A]** run and hide
 If I **[D]**// love **[Em]**// you **[F#m]** too, oh **[Em7]** please
 Don't **[A]** hurt my pride like

[Bridge]

[D7] {↑} her, cause I couldn't stand the **[G]** pain
 And **[Gm]** I would be sad if our new **[D]** love was in **[A7]** vain

[Verse 3]

So I **[D]**// hope **[Em]**// you **[F#m]** see that **[Em7]** I
 Would **[A]** love to love you
[D]// And **[Em]**// that **[F#m]** she will **[Em7]** cry
 When **[A]** she learns we are

[Bridge]

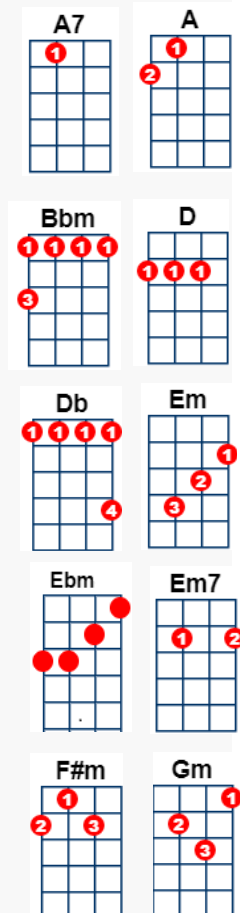
[D7] {↑} two cause I couldn't stand the **[G]** pain
 And **[Gm]** I would be sad if our new **[D]** love was in **[A7]** vain

[Verse 3]

So I **[D]**// hope **[Em]**// you **[F#m]** see that **[Em7]** I
 Would **[A]** love to love you
[D]// And **[Em]**// that **[F#m]** she will **[Em7]** cry
 When **[A]** she learns we are **[D]** {↓} two

[Outro]

If I **[Gm]** fell in love with **[D]** you **[Gm]** **[D]**/.



If I Needed Someone (Harrison) (Rubber Soul, 1965)
[Listen on Youtube](#) 4/4 Time. 130 BPM. Tab optional.



Intro: [Tab 1] [Tab 1]
 [NC] [NC] [A] [A]

[A] If I needed someone to love
 You're the one that I'd be thinking [G] of
 If I needed some-[A] one [A]

[A] If I had some more time to spend
 Then I guess I'd be with you my [G] friend
 If I needed some-[A] one [A]

[Em] Had you come some [F#] other day
 Then it might not have [Bm] been like this
 [Em] But you see now [F#] I'm too much in [Bm] love [E7]

[A] Carve your number on my wall
 And maybe you will get a call from [G] me
 If I needed some-[A] one [A]

[A] Ahh [A] ahh. [A] Ahh [A] ahh
 [G] Ahh [G] ahh. [A] Ahh [A] ahh

[A] If I had some more time to spend
 Then I guess I'd be with you my [G] friend
 If I needed some-[A] one [A]

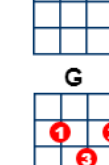
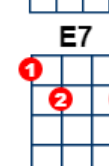
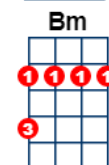
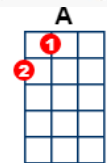
[Em] Had you come some [F#] other day
 Then it might not have [Bm] been like this
 [Em] But you see now [F#] I'm too much in [Bm] love [E7]

[A] Carve your number on my wall
 And maybe you will get a call from [G] me
 If I needed some-[A] one [A]

Outro:
 [A] Ahh [A] ahh. [A] Ahh [A] ahh [A].

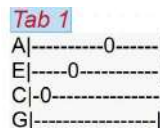
Tab 1

```
A|0-0---2---|0-5-4-2-|
E|-----3--3-|-----|
C|-----|-----|
G|-----|-----|
```



I'll Be Back. (Lennon, McCartney) A Hard Day's Night Album
[Listen on YouTube](#) 4/4 Time. 120 BPM. Count 1,2,3,4,-1,2.

Intro: Tab 1(2 beats) **[Am]**// **[Am]**, Tab 1



You **[Am]** know, if you **[C]**// break my **[G]**// heart I'll **[F]** go
 But **[E7]** I'll be back a-**[A]**gain **[A]**
 Cause **[Am]** I, told you **[C]**// once be-**[G]**//fore good-**[F]**bye
 But **[E7]** I came back a-**[A]**gain **[A]**//

[A]// I love you **[F#m]** so,
[F#m] - - I'm the one who **[Bm]** wants you, **[Bm]**//
[Bm]// yes I'm the one who **[E7]**// wants you
[D]/ Oh - **[E7]**/ ho - **[D]**/ oh - **[E7]**/ ho

[E7]/ Oh **[Am]** you, could find **[C]**// better **[G]**// things
 to **[F]** do than to **[E7]** break my heart a-**[A]**gain **[A]**

This **[Am]** time, I will **[C]**// try to **[G]**// show that **[F]** I'm
 not **[E7]** trying to pre-**[A]**tend **[A]**

[Bm] I...**[Bm]** I.. thought that you would **[C#]** realize **[C#]**
 that if I **[F#m]** ran away from you
 That **[B7]** you would want me too, but
[Bm] I got a big sur-**[E7]**//prise
[D]/ Oh - **[E7]**/ ho - **[D]**/ oh - **[E7]**/ ho

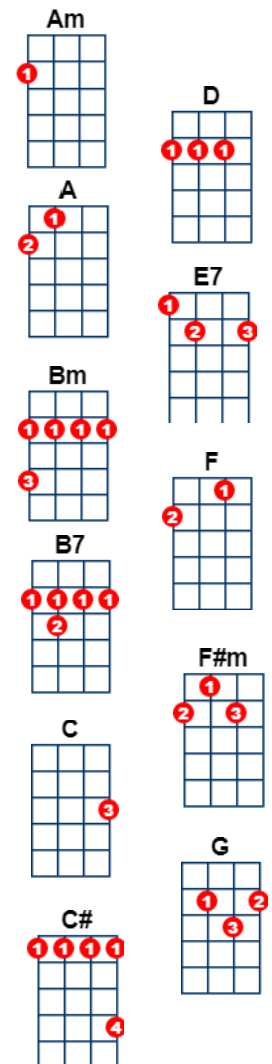
[E7]/ Oh **[Am]** you, could find **[C]**// better **[G]**// things
 to **[F]** do than to **[E7]** break my heart a-**[A]**gain **[A]**

This **[Am]** time, I will **[C]**// try to **[G]**// show that **[F]** I'm
 not **[E7]** trying to pre-**[A]**tend **[A]**

I wanna **[F#m]** go,
[F#m] - - But I hate to **[Bm]** leave you **[Bm]**//
[Bm]// You know I hate to **[E7]**// leave you
[D]/ Oh - **[E7]**/ ho - **[D]**/ oh - **[E7]**/ ho

[E7]/ Oh **[Am]** you, if you **[C]**// break my **[G]**// heart I'll **[F]** go
 But **[E7]** I'll be back a-**[A]**gain **[A]**//

Outro: Tab 1 **[A]**// **[A]**, Tab 1 **[A]**// **[Am]**, Tab 1 **[A]**/.



I'll Cry Instead (Lennon/McCartney) (A Hard Days Night Album)
[Listen on Youtube](#) 4/4 Time. 190 BPM.



Intro. **[G]** **[G]**

[Verse 1]

I've got **[G]** every reason on **[G]** earth to be **[G]** mad, **[G]**
Cos I just lost the only girl I **[D]** had **[D]**
If **[C7]** I could get my way, I'd get myself locked up today
But I **[G]** can't, so I'll **[D7]** cry in-**[G]**stead **[G]**

[Verse 2]

I got a **[G]** chip on my shoulder that's **[G]** bigger than my **[G]** feet **[G]**
I can't talk to people that I **[D]** meet **[D]**
If **[C7]** I could see you now, I'd try to make you sad somehow
But I **[G]** can't, so I'll **[D7]** cry in-**[G]**stead **[G]**

[Bridge]

Don't wanna **[Bm]** cry when there's people there
I get **[A7]** shy when they start to stare
I'm **[D]** gonna hide myself away..ay, but
[E7] I'll come back a-**[A7]**//gain some **[D7]**// day

[Verse 3]

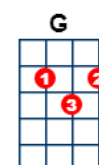
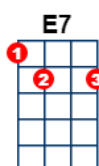
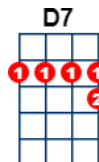

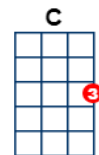
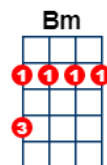
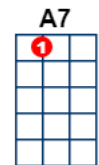
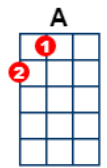
And when I **[G]** do you better **[G]** hide all the **[G]** girls **[G]**
[G] I'm gonna break their hearts all round the **[D]** world
Yes **[C7]** I'm gonna break 'em in two
[NC] and show you what your loving man can do
Until **[G]** then I'll **[D7]** cry in-**[G]**stead **[G]**

[Bridge]

Don't wanna **[Bm]** cry when there's people there
I get **[A7]** shy when they start to stare
I'm **[D]** gonna hide myself away..ay, but
[E7] I'll come back a-**[A7]**//gain some **[D7]**// day

[Verse 3]

And when I **[G]** do you better **[G]** hide all the **[G]** girls **[G]**
[G] I'm gonna break their hearts all round the **[D]** world
Yes **[C7]** I'm gonna break 'em in two
[NC] and show you what your loving man can do
Until **[G]** then I'll **[D7]** cry in-**[G]**stead **[G]** /.



I'll Follow The Sun (Lennon, McCartney) (Beatles For Sale)
 Listen on Youtube 4/4 Time. 130 BPM. (Fm6 can be Fm if needed)



[Intro] [C]// [Cadd9]// [F]// [C]//

(Verse 1)

[G7] One day [F7] you'll look [C] - to see I've [D7] gone
 For to-[C]//morrow may [Em]//rain so
 [D7]// - I'll [G7]// follow the [C]// sun [Cadd9]// [F]// [C]//

(Verse 2)

[G7] Some day [F7] you'll know [C] - I was the [D7] one
 but to-[C]//morrow may [Em]//rain so
 [D7]// - I'll [G7]// follow the [C] sun. [C7]

(Bridge)

And now the [Dm] time has come, [Fm6] so my love I must [C] go [C7]
 And though I [Dm] lose a friend [Fm6] In the end you will [C] know
 [Dm] O-o-o-oh

(Verse 3)

[G7] One day [F7] you'll find [C] that I have [D7] gone
 For to-[C]//morrow may [Em]//rain so
 [D7]// - I'll [G7]// follow the [C]// sun [Cadd9]// [F]// [C]//

(Part Instrumental, Chords & Tab)

[G7] One day [F7] you'll look [C] to see I've [D7] gone
 Tab

```
A|-----|-----|-----|-----|
E|-----3-|-----5-|-----8-7-|10-----|
C|-2-----|-3-----|-7-----|-----|
G|-----|-----|-----|-----|
```

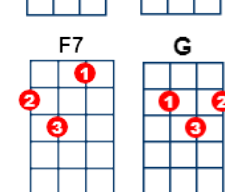
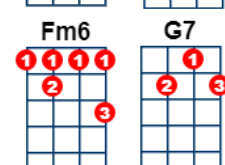
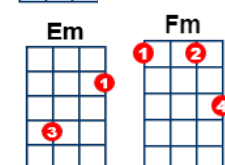
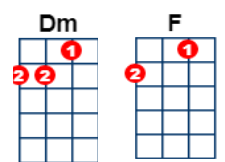
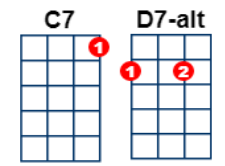
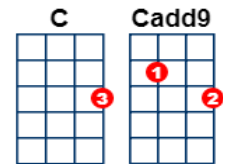
Yes, to-[C]//morrow may [Em]//rain so
 [D7]// - I'll [G7]// follow the [C] sun. [C7]

(Bridge)

And now the [Dm] time has come [Fm6] so my love I must [C] go [C7]
 And though I [Dm] lose a friend [Fm6] In the end you will [C] know
 [D7] O-o-o-oh

(Verse 4)

[G7] One day [F7] you'll find [C] that I have [D7] gone
 For to-[C]//morrow may [Em]//rain so
 [D7]// - I'll [G7]// follow the [C]// sun.[Cadd9]// [F]// [C]//.



I'll Get You. (McCartney, Lennon)

[Listen to Song on YouTube](#)

4/4 Time. 125 BPM. 1st notes sung = F#, D.



Intro

Oh [D] yeah, oh [A] yeah, oh [D] yeah, oh [A] yeah

I-[D]magine I'm in [Bm] love with you
It's [G] easy 'cause I [A] know.
I've i-[D]magine I'm in [Bm] love with you
[G] many, many many times be-[A]fore

It's not [D] like me, to pre-[Am]tend
but I'll [D] get you I'll get you in the [Bm] end
Yes I [G] will I'll get you in the [A] end
Oh [D] yeah, oh [A] yeah.

I [D] think about you [Bm] night and day
I [G] need you and it's [A] true
When I [D] think about you [Bm] I can say
I'm [G] never, never never never [A] blue

So I'm [D] telling, you my [Am] friend
that I'll [D] get you, I'll get you in the [Bm] end
Yes I [G] will I'll get you in the [A] end
Oh [D] yeah, oh [A] yeah.

Bridge

Well there's [G] gonna be a [G] time
When I'm [D] gonna change your [D] mind
So you [E7] might as well resign yourself to [A7] me, oh [A7] yeah

I-[D]magine I'm in [Bm] love with you
It's [G] easy 'cause I [A] know.
I've i-[D]magine I'm in [Bm] love with you
[G] many, many many times be-[A]fore

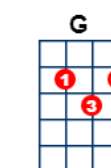
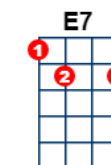
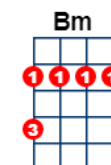
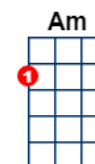
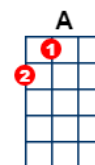
It's not [D] like me, to pre-[Am]tend
but I'll [D] get you, I'll get you in the [Bm] end
Yes I [G] will I'll get you in the [A] end
Oh [D] yeah, oh [A] yeah,

(Repeat from Bridge once only)

Outro

Oh [D] yeah, oh [A] yeah
Oh [D] / yeah.

(Note; The repeat from bridge is only there to lengthen the song from original time of 2 minutes)



I'm A Loser (Lennon, McCartney.) Beatles For Sale Album 1964
[Listen to song on YouTube](#) 4/4 Time 170 BPM. 1st 3 notes sung B,D,E.



[Intro] 1st line Slowly.

[NC]/ I'm a [Am]/ lo-[D7]/ser, [NC]/ I'm a [Am]/ lo-[D7]/ser,
 [NC]/ And I'm [Am] not what I a-[F]//ppear to [D7]// be

[Verse 1]

[G] Of all the [D] loves I have [F] won or have [G] lost
 [G] there is one [D] love I should [F] never have [G] crossed.
 [G] She was a [D] girl in a [F] million, my [G] friend.
 [G] I should have [D] known she would [F] win in the [G] end.

[Chorus]

I'm a [Am] lo-[D7]ser, and I've [Am] lost someone who's [D7] near to me
 I'm a [G] lo-[Em]ser, and I'm [Am] not what I a-[F]//ppear to [D7]// be

[Verse 2]

[G] Although I [D] laugh and I [F] act like a [G] clown
 [G] Beneath this [D] mask I am [F] wearing a [G] frown
 [G] My tears are [D] falling like [F] rain from the [G] sky
 [G] Is it for [D] her or my-[F]self that I [G] cry?

[Chorus]

I'm a [Am] lo-[D7]ser, and I've [Am] lost someone who's [D7] near to me
 I'm a [G] lo-[Em]ser, and I'm [Am] not what I a-[F]//ppear to [D7]// be

[Ukulele + C Harp 1st 8 bars.]

| [G] | [D] | [F] | [G] | Harp | d4_{DWA} | d5↔ b5- - | b4---- | d4---- |
 | [G] | [D] | [F] | [G] | Harp | d4_{DWA} | d5↔ b4- - | d3---- | d2---- |

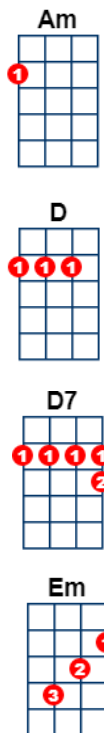
[Ukulele Solo + Tab]

| [Am7] | [D7] | [Am] | [D7] |
 | [G] | [Em] | [Am] | [F]// | [D7]// |

Ukulele Solo Tab

```
A|-0-----|-2-----2-----|-0-----|-2-----2-----|
E|------0-----|-2-----2-----|-0-----|-2-----2-----|
C|------|-----|-----|-----|
G|------|-----|-----|-----|
```

```
A|-2-----|-----|-----|-3-----0-----|-2-----2-----2-----|
E|-3-----|-0-----0-----0-----|-0-----|-2-----2-----2-----|
C|------|-----|-----|-----|
G|------|-----|-----|-----|
```



[Verse 3]

[G] What have I [D] done to de-[F] serve such a [G] fate
 [G] I rea-[D]lise I have [F] left it too [G] late
 [G] And so it's [D] true, pride comes [F] before a [G] fall
 [G] I'm telling [D] you so that [F] you won't lose [G] all

[Chorus]

I'm a [Am] lo-[D7]ser, and I've [Am] lost someone who's [D7] near to me
 I'm a [G] lo-[Em]ser, and I'm [Am] not what I a-[F]//ppear to [D7]// be

[Outro] (With C Harp 1st 8 bars.)

| [G] | [D] | [F] | [G] | Harp | d4_{DWA} | d5↔ b5- - | b4---- | d4---- |
 | [G] | [D] | [F] | [G] | Harp | d4_{DWA} | d5↔ b4- - | d3---- | d2---- |

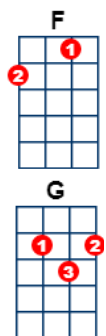
[Ukulele Solo + Tab]

| [Am] | [D7] | [Am] | [D7] |
 | [G] | [Em] | [Am] | [F]// | [D7]// | [G]/.

Ukulele Solo Tab

```
A|-0-----|-2-----2-----|-0-----|-2-----2-----|
E|------0-----|-2-----2-----|-0-----|-2-----2-----|
C|------|-----|-----|-----|
G|------|-----|-----|-----|
```

```
A|-2-----|-----|-----|-3-----0-----|-2-----2-----2-----|
E|-3-----|-0-----0-----0-----|-0-----|-2-----2-----2-----|
C|------|-----|-----|-----|
G|------|-----|-----|-----|
```



I'm Down: (Lennon, McCartney) "B" Side to "Help." 1965
[Listen to Song on Youtube](#) 4/4 Time. 165 BPM. 1st note sung = A



[N.C.] You tell lies thinkin' I can't see
[G]/ You can't cry cause you're laughin' at me

Chorus:

I'm **[C]** down (*I'm really down*)
I'm **[G]** down (*Down on the ground*)
I'm **[C]** down (*I'm really down*)
[D7]/// How can you **[G]**/ laugh, when you know I'm down?
[D7]/// How can you **[G]**/ laugh, when you know I'm down?

[G]/ Man buys ring, woman throws it away
[G]/ Same old thing happen every day

Chorus:

I'm **[C]** down (*I'm really down*)
I'm **[G]** down (*Down on the ground*)
I'm **[C]** down (*I'm really down*)
[D7]/// How can you **[G]**/ laugh, when you know I'm down?
[D7]/// How can you **[G]**/ laugh, when you know I'm down?

Instrumental:

[G] [C] [G] [G7].
[C7] [C7] [G] [G]
[D] [C] [G] [G]

[G]/ We're all alone and there's nobody else,
[G]/ You still moan, 'Keep your hands to yourself'

Chorus:

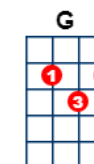
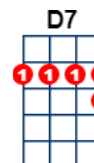
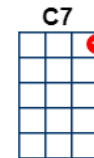
I'm **[C]** down (*I'm really down*)
I'm **[G]** down (*Down on the ground*)
I'm **[C]** down (*I'm really down*)
[D7]/// How can you **[G]**/ laugh, when you know I'm down?
[D7]/// How can you **[G]**/ laugh, when you know I'm down?

Instrumental:

[G] [G] [G] [G7].
[C7] [C7] [G] [G]
[D] [C] [G] [G] - Oh, babe, you know

Outro:

I'm **[G]** down (*I'm really [G] down*)
I guess I'm **[G]** down (*I'm really [G] down*)
I'm down on the **[C]** ground (*I'm really [C] down*)
I'm **[G]** down (*I'm really [G] down*),
Ah babe, I'm **[D]** down now
[C] - Oh yeah, **[G]** yeah, yeah, **[D]** yeah, yeah (*Repeat Outro if required*)
I'm **[G]** down (*I'm really down*).



I'm Happy Just To Dance With You. The Beatles

[Listen to song on youtube](#) 132 BPM 4/4 Time. Original key = F#



Intro; [Am]// - [Dm]/ [E7]/ - x 2

Before this [Am] dance is through
I think I'll [Dm]// love you [E7]// too,
I'm so [Dm]// happy when you [G7]// dance with [C]// me. [G7]//
I don't [C]// want to kiss or [Am7]// hold your [Dm]// hand, [G7]//
If it's [C]// funny try and [Am7]// under-[Dm]// stand. [G7]//
There is [F] really nothing else I'd rather [C]// do [Am7]//
'Cause I'm [Dm]// happy just to [Gaug]// dance with [C]// you. [G]//

I don't [C]// need to hug or [Am7]// hold you [Dm]// tight, [G7]//
I just [C]// wanna dance with [Am7]// you all [Dm]// night. [G7]//
In this [F] world there's nothing I would rather [C]// do, [Am7]//
'Cause I'm [Dm]// happy just to [Gaug]// dance with [C] you.

Just to [Am] dance with you, [Dm]// [E7]//
Is [Am] everything I [Dm]// nee - [E7]// {↑}eed
(Ohh {↑} Oh)
Before this [Am] dance is through I think I'll [Dm]// love you [E7]// too,
(Ohhh ----- Oh) (Ohh - - - - - {↑}Oh)
I'm so [Dm]// happy when you [G7]// dance with [C]// me. [G7]//
(Ohh - - - - - - {↑} Oh) {↑}(Ohh ↓)

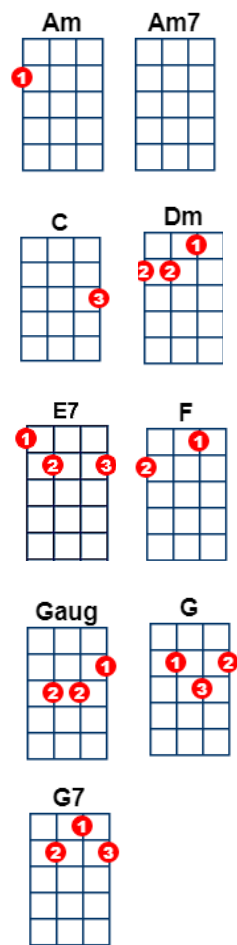
If some-[C]// body tries to [Am7]// take my [Dm]// place, [G7]//
Let's pre-[C]// tend we just can't [Am7]// see his [Dm]// face. [G7]//
In this [F] world there's nothing I would rather [C]// do, [Am7]//
'Cause I'm [Dm]// happy just to [Gaug]// dance with [C] you.

Just to [Am] dance with you, [Dm]// [E7]//
(Ohh {↑} Oh)
Is [Am] everything I [Dm]// nee - [E7]// {↑}eed
(Ohh {↑} Oh)
Before this [Am] dance is through I think I'll [Dm]// love you [E7]// too,
(Ohhh - - - oh) (Ohh - - - - - {↑}Oh)
I'm so [Dm]// happy when you [G7]// dance with [C]// me. [G7]//
(Ohh - - - - - - {↑}Oh) {↑}(Ohh ↓)

If some-[C]// body tries to [Am7]// take my [Dm]// place, [G7]//
Let's pre-[C]// tend we just can't [Am7]// see his [Dm]// face. [G7]//
In this [F] world there's nothing I would rather [C]// do, [Am7]//
I've dis-[Dm]// covered I'm in [Gaug]// love with [Am] / - / you.

[Dm]// oh [E7]// oh)
'Cause I'm [F]// happy just to [Gaug]// dance with [Am] / - / you.

[Dm]/ Oh [E7]/ {↑}Oh, [F]/ Oh [G]/ {↑}Oh, [Am]/ {↑}Ohh {↓}



Imagine. John Lennon. 4/4 Time. 78 BPM.
[Listen to song on youtube](#) Original key = B.



Intro; [C] [F] [C] [F]

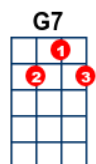
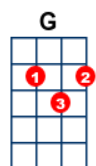
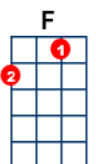
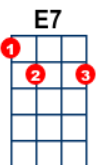
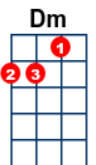
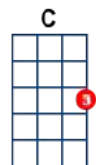
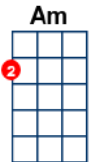
[C] - - Imagine there's no [F] heaven
 [C] - it's easy if you [F] try
 [C] - No hell be-[F]low us
 [C] - - above us only [F] sky.
 [F]// - Imagine [Am]// all the [Dm]// people [F]// [G]
 living for to-[G7]/ day. I {↑} hi.

[C] - - Imagine there's no [F] countries,
 [C] - it isn't hard to [F] do
 [C] - nothing to kill or [F] die for
 [C] - and no religion [F] too
 [F]// - Imagine [Am]// all the [Dm]// people [F]//
 [G] living life in [G7]/ peace You {↑} hoo {↓} ooh, {↓} ooh.

[F]// - - You may [G7]// say I'm a [C]// dreamer [E7]//
 [F]// - - But I'm [G]// not the only [C]// one [E7]//
 [F]// - I hope some-[G]//day you'll [C]// join us, [E7]//
 [F]// - - And the [G]// world will [C]/ be as one. {G, A, B.} *Single notes*

[C] - Imagine no pos-[F]essions
 [C] - I wonder if you [F] can
 [C] - no need for greed nor [F] hunger
 [C] - a brotherhood of [F] man
 [F]// - Imagine [Am]// all the [Dm]// people [F]//
 [G] sharing all the [G7]/ world, You {↑} hoo {↓} ooh, {↓} ooh.

[F]// - - You may [G7]// say I'm a [C]// dreamer [E7]//
 [F]// - - But I'm [G]// not the only [C]// one [E7]//
 [F]// - I hope some-[G]//day you'll [C]// join us, [E7]//
 [F]// - - And the [G]// world will [C]/ be as one.



In My Life - (Lennon, McCartney) Original key = A (Rubber Soul Album, 1965)
[Listen to song on Youtube](#) [Learn the harmony on Youtube](#) 4/4 Time, 102 BPM



Intro: **[F] [C] [F] [C]**

There are **[F]**// places **[C]**// I'll re-**[Dm]**//member
[F7]// All my **[Bb]**// li-**[Bbm]**//ife though **[F]** some have changed
 Some for **[F]**// ever **[C]**// not for **[Dm]**// better
[F7]// Some have **[Bb]**// go-**[Bbm]**//he and **[F]** some remain

All these **[Dm]** places had their **[G7]** moments With
[Eb] lovers and friends I **[F]** still can recall
 Some are **[Dm]** dead and some are **[G7]** living
 In **[Bbm]** my life I've **[F]** loved them all **[F] [C]**

But of **[F]**// all these **[C]**// friends and **[Dm]**// lovers **[F7]**//
 There is **[Bb]**// no-**[Bbm]**//one com-**[F]**pares with you
 And these **[F]**// memories **[C]**// lose their **[Dm]**// meaning
[F7]// When I **[Bb]**// think of **[Bbm]**// love as **[F]** something new

Though I **[Dm]** know I'll never lose a-**[G7]**ffection
 For **[Eb]** people and things that **[F]** went before
 I **[Dm]** know I'll often stop and think a-**[G7]**bout them
 In **[Bbm]** my life I'll **[F]** love you more

Instrumental:

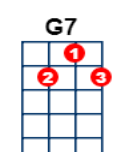
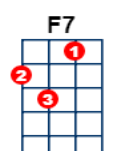
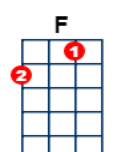
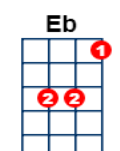
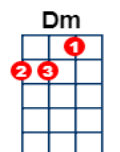
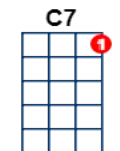
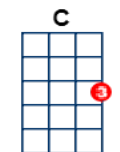
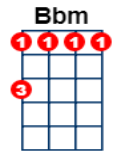
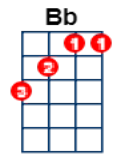
[F]// **[C]**// **[Dm]**// **[F7]**// **[Bb]**// **[Bbm]**// **[F]**
[F]// **[C]**// **[Dm]**// **[F7]**// **[Bb]**// **[Bbm]**// **[F]**

Though I **[Dm]** know I'll never lose a-**[G7]**ffection
 For **[Eb]** people and things that **[F]** went before
 I **[Dm]** know I'll often stop and think a-**[G7]**bout them
 In **[Bbm]** my life I'll **[F]** love you more **[F] [C]**
 In **[Bbm]**/ my..... **[NC]** life,..... I'll love you

Slowly

Outro;

[F] more **[C]**// **[C7]**// **[F]**/.



In My Life (Harmony version) - (Lennon, McCartney) (Rubber Soul Album, 1965)

[Listen to song on Youtube](#) [Learn the harmony on Youtube](#) 4/4 Time, 102 BPM

(Tabs 1 & 3 for Low G Uke, Tabs 2 & 4 Re-entrant). Original key = A

Intro: **[F]** **[C]**, **[F]** **[C]** + (Tab1 or 2, x2)

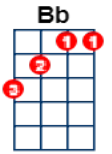


There are **[F]**// places **[C]**// I'll re-**[Dm]**//member *H+5th*

[F7]// All my **[Bb]**// li-**[Bbm]**//fe though **[F]** some have changed *(D) Ooh..{↓}ooh..{↓}ooh*

Some for **[F]**// ever **[C]**// not for **[Dm]**// better *H*

[F7]// Some have **[Bb]**// go-**[Bbm]**//he and **[F]** some remain *(D) Ooh..{↓}ooh..{↓}ooh*



All these **[Dm]** places had their **[G7]** moments *H*

With **[Eb]** lovers and friends I **[F]** still can recall

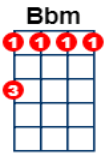
Some are **[Dm]** dead and some are **[G7]** living *H*

In **[Bbm]** my life I've **[F]** loved them all. **[F]** **[C]** + Tab 1 or 2

Tab 1

```

A|-----|-----|
E|---1-----|---0-----|
C|-----0---|-----|
Low G|-2---2-3---|-----|
    
```

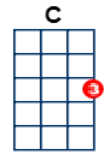


But of **[F]**// all these **[C]**// friends and **[Dm]**// lovers *H*

[F7]// There is **[Bb]**// no-**[Bbm]**//one com-**[F]**pares with you *(D) Ooh..{↓}ooh..{↓}ooh*

And these **[F]**// memories **[C]**// lose their **[Dm]**// meaning *H*

[F7]// When I **[Bb]**// think of **[Bbm]**// love as **[F]** something new *(D) Ooh..{↓}ooh..{↓}ooh*



Though I **[Dm]** know I'll never lose a-**[G7]**ffection *H*

For **[Eb]** people and things that **[F]** went before

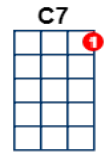
I **[Dm]** know I'll often stop and think a-**[G7]**bout them *H*

In **[Bbm]** my life I'll **[F]** love you more.

Tab 2

```

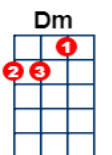
A|-0-8-0-1-3--|-7--|
E|-----|-----|
C|-----|-----|
G|-----|-----|
    
```



Instrumental:

[F]// **[C]**// **[Dm]**// **[F7]**// **[Bb]**// **[Bbm]**// **[F]**

[F]// **[C]**// **[Dm]**// **[F7]**// **[Bb]**// **[Bbm]**// **[F]**

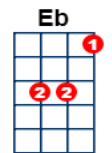


Though I **[Dm]** know I'll never lose a-**[G7]**ffection *H*

For **[Eb]** people and things that **[F]** went before

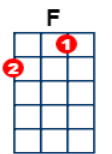
I **[Dm]** know I'll often stop and think a-**[G7]**bout them *H*

In **[Bbm]** my life I'll **[F]** love you more. **[F]** **[C]** + Tab 1 or 2



In **[Bbm]**/**{↑}**my **[NC]** life,..... I'll..love..you

Slowly



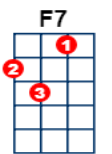
Outro; + Tab 3 or 4

[F] more **[C]**// **[C7]**// **[F]**./

Tab 3

```

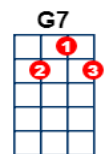
A|-----|-----|-----|
E|---1-----|---0=0---0---|---1---|
C|-----0---|-----2---|-----|
Low G|-2---2-3---|-----|-----|
    
```



Tab 4

```

A|-0-8-0-1-3--|-7--7-5-7-|-8----|
E|-----|-----|-----|
C|-----|-----|-----|
G|-----|-----|-----|
    
```



(Singers; 1st line of Harmony = sing notes (C)Places (D)I (E)re-(F)mem-(D)ber

It Won't be Long. (Lennon/McCartney) "With the Beatles" (1963)
[Listen to song on Youtube](#) 1st notes sung G, D. 133 BPM. 4/4 Time.



[Chorus]

[NC] It won't be [Dm] long yeah, (yeah), yeah, (yeah), yeah, (yeah.)
 It won't be [F] long yeah, (yeah), yeah, (yeah), yeah, (yeah).
 It won't be [Dm] long yeah, (yeah), till [Bb] I belong to [F] you [F]
 (Riff 1) x 2

[Verse 1]

[F] Every night when [C#] everybody has [F] fun (Riff 1)
 [F] Here am I [C#] sitting all on my [F] own [F]
 (Riff 1) x 2

[Chorus]

It won't be [Dm] long yeah, (yeah), yeah, (yeah), yeah, (yeah.)
 It won't be [F] long yeah, (yeah), yeah, (yeah), yeah, (yeah.)
 It won't be [Dm] long yeah, (yeah) till [Bb] I belong to [F] you [F]
 (Riff 1) x 2

[Middle 8]

Since you [F] left me, (Oooh) [Caug] I'm so alone
 Now you're [Cm] coming, you're [D] coming on home
 [Bb] I'll be good like I [C] know I should
 You're coming [G7] home, you're coming [C] home

[Verse 2]

[F] Every night the [C#] tears come down from my [F] eyes (Riff 1)
 [F] Every day [C#] I've done nothing but [F] cry [F]
 (Riff 1) x 2

[Chorus]

It won't be [Dm] long yeah, (yeah), yeah, (yeah), yeah, (yeah.)
 It won't be [F] long yeah, (yeah), yeah, (yeah), yeah, (yeah.)
 It won't be [Dm] long yeah, (yeah) till [Bb] I belong to [F] you [F]
 (Riff 1) x 2

[Middle 8]

Since you [F] left me, (Oooh) [Caug] I'm so alone
 Now you're [Cm] coming, you're [D] coming on home
 [Bb] I'll be good like I [C] know I should
 You're coming [G7] home, you're coming [C] home, so ...

[Verse 3]

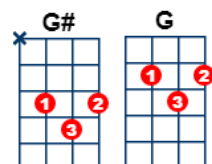
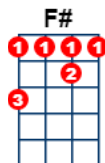
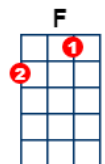
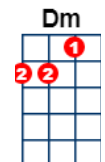
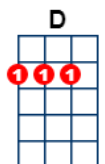
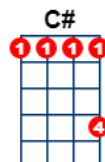
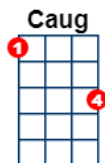
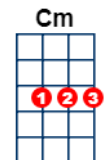
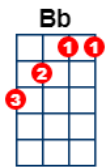
[F] Every day [C#] we'll be happy I [F] know (Riff 1)
 [F] Now I know that [C#] you won't leave me no [F] more [F]
 (Riff 1) x 2

[Chorus] (+ coda)

It won't be [Dm] long yeah, (yeah), yeah, (yeah), yeah, (yeah.)
 It won't be [F] lo..[↑]o..[↓]o..[↓]ng , (yeah), yeah, (yeah), yeah, (yeah.)
 It won't be [Dm] long yeah, (yeah)
 Till [Bb] I be...long.... to..[↓]oo you.....[G#]/[G]/[F#]/[F]/[↑]ou.
 (Slowing down)

Riff 1

A|-8-7-5-3-0---|
 E|-----1-|
 C|-----|
 G|-----|



It's Only Love (Lennon, McCartney) Help Album 1965

[Listen on Youtube](#) 4/4 Time. 113 BPM. There are several strum patterns going on in this song. [Listen to Strum Patterns](#)



Intro: **[C] [Am] [C] [Am]**
[Tab 1] [Tab 1]

Tab 1
A|-3--2--0-----|-----|
E|-----3-|-0-----|
C|-----|-----|
G|-----|-----|

[C] I get **[Em]** high when **[Bb]** I see **[F]** you go **[G]** by, **[G]** my oh my
[C] When you **[Em]** sigh my **[Bb]** my in-**[F]**side just **[G]** flies,
[Gaug] butterflies
[F] Why am I so **[G]** shy when I'm be-**[C]** side you? **[Am]**

[Tab 1]

It's only **[Bb]** love and that is **[G]** all
Why should I **[C]** feel the way I **[Am]** do?

[Tab 1]

It's only **[Bb]** love and that is **[G]** all, but it's so **[F]** hard, loving **[G]** you

[C] Is it **[Em]** right that **[Bb]** you and **[F]** I should **[G]** fight, **[G]** every night
[C] Just the **[Em]** sight of **[Bb]** you makes **[F]** night time **[G]** bright,
[Gaug] very bright

[F] Haven't I the **[G]** right to make it **[C]** up, girl? **[Am]**

[Tab 1]

It's only **[Bb]** love and that is **[G]** all
Why should I **[C]** feel the way I **[Am]** do?

[Tab 1]

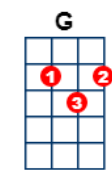
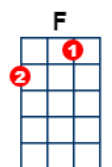
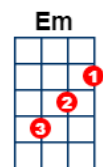
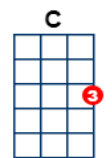
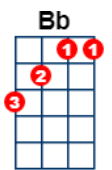
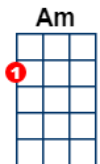
It's only **[Bb]** love and that is **[G]** all, but it's so **[F]** hard, loving **[G]** you

Yes, it's **[F]** so hard, loving **[G]** you, loving **[C]** you **[Am]**

[Tab 1]

[C] [Am]
[Tab 1]

[C] [Am], [C] /.
[Tab 1]



Tab 1
A|-3--2--0-----|-----|
E|-----3-|-0-----|
C|-----|-----|
G|-----|-----|

I've Just Seen A Face. (Lennon, McCartney) (Help 1965)

[Listen to song on youtube](#) 236 BPM 4/4 Time



Intro: [A] [A]

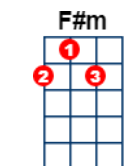
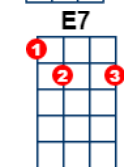
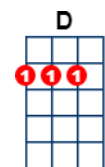
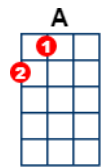
[A] I've just seen a face I can't forget the time or place where we just
[F#m] met, She's just the girl for me and
I want the all the world to see we've [D] met.
Mm mm [E7] mm, mm mm [A] mm

[A] Had it been another day I might have looked the other way and,
[F#m] I'd have never been aware, but as it is I'll dream of herto-[D]night.
Da da [E7] da, da da [A] da

[E7] Falling, yes I am [D] falling,
And she keeps [A] calling [D] me back a-[A]gain. [A]

[A] I have never known the like of this I've been alone and I have,
[F#m] Missed things and kept out of sight
for other girls were never quite like [D] this.
Da da [E7] da, da da [A] da

[E7] Falling, yes I am [D] falling,
And she keeps [A] calling [D] me back a-[A]gain. [A]



Instrumental

[A] I've just seen a face I can't forget the time or place where we just [F#m] met,
She's just the girl for me and I want the all the world to see we've [D] met.
Mm mm [E7] mm, mm mm [A] mm

[E7] Falling, yes I am [D] falling,
And she keeps [A] calling [D] me back a-[A]gain. [A]

[A] I've just seen a face I can't forget the time or place where we just [F#m] met,
She's just the girl for me and I want the all the world to see we've [D] met.
Mm mm [E7] mm, mm mm [A] mm

[E7] Falling, yes I am [D] falling,
And she keeps [A] calling [D] me back a-[A]gain. [A]

[E7] Falling, yes I am [D] falling,
And she keeps [A] calling [D] me back a-[A] gain. [A]

[E7] Falling, yes I am [D] falling,
And she keeps [A] calling [D] me back a-[D] gain. [E7]/ - // [A]/

Let It Be. (Lennon, McCartney.) [Listen to Song on YouTube](#) 4/4 time, 76 BPM.
2 Strums per chord except where marked up to end of Verse 2.

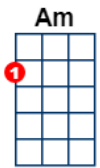


[Intro]

[C] [G] [Am] [F]/ [Dm]/
 [C] [G] [F]/ - [C]/ [Dm]/ [C]

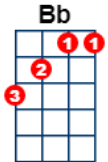
[Verse 1]

When I [C] find myself in [G] times of trouble, [Am] Mother Mary [F] comes to me
 [C] Speaking words of [G] wisdom, let it [F]/ - be [C]/ [Dm]/ [C]
 And [C] in my hour of [G] darkness, She is [Am] standing right in [F] front of me
 [C] Speaking words of [G] wisdom, Let it [F]/ - be [C]/ [Dm]/ [C]



[Chorus]

Let it [Am] be, let it [G] be, let it [F] be, let it [C] be
 [C] Whisper words of [G] wisdom, let it [F]/ - be [C]/ [Dm]/ [C]

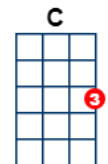


[Verse 2]

And [C] when the broken [G] hearted people, [Am] living in the [F] world agree
 [C] There will be an [G] answer, let it [F]/ - be [C]/ [Dm]/ [C]
 For [C] though they may be [G] parted, there is [Am] still a chance that [Dm] ↑they will see
 [C] There will be an [G] answer, let it [F]/ - be [C]/ [Dm]/ [C]

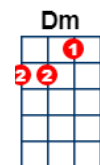
[Chorus] (4 Strums per chord from now, except where marked)

Let it [Am] be, let it [G] be, let it [F] be, let it [C] be
 [C] There will be an [G] answer, let it [F]// be [C]/ [Dm]/ [C] Let
 it [Am] be, let it [G] be, let it [F] be, let it [C] be
 [C] Whisper words of [G] wisdom, let it [F]// be [C]/ [Dm]/ [C]



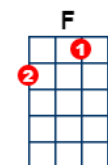
[Keys & Organ solo]

[F]/ - [C]/ [Dm]/ [C]/ - [Bb]/ [F]/ [G]/ - [F]/ - [C] x2



[Guitar Solo]

[C] [G] [Am] [F], [C] [G] [F]// [C]/ [Dm]/ [C] x2

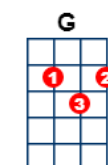


[Chorus]

Let it [Am] be, let it [G] be, let it [F] be, let it [C] be
 [C] Whisper words of [G] wisdom, let it [F]// be-{\↑}- eeee [C]/ [Dm]/ [C]

[Verse 3]

And [C] when the night is [G] cloudy,
 There is [Am] still a light that [F] shines on me
 [C] Shine on till to-[G]morrow, let it [F]// be [C]/ [Dm]/ [C]
 I [C] wake up to the [G] sound of music, [Am] Mother Mary [F] comes to me
 [C] Speaking words of [G] wisdom, let it [F]// be-{\↑}- eeee [C]/ [Dm]/ [C]



[Chorus]

Yeah, Let it [Am] be, let it [G] be, let it [F] be, let it [C] be
 [C] There will be an [G] answer, let it [F]// be-{\↑}- eeee [C]/ [Dm]/ [C]
 Let it [Am] be, let it [G] be, let it [F] be, yeah let it [C] be
 [C] Whisper words of [G] wisdom, let it [F]// be-{\↑}- eeeeeee [C]/ [Dm]/ [C]

[Outro]

[F]/ - [C]/ [Dm]/ [C] - [Bb]/ [F]/ [G]/ - [F]/ - [C] /.

Love Me Do. The Beatles, (McCartney, Lennon)
[Listen to Song on youtube](#) 145 BPM. 4/4 Time.



Intro: **[G]** **[C]** x4

[G] Love, love me **[C]** do
You **[G]** know I love **[C]** you
I'll **[G]** always be **[C]** true
So **[C]** pleeeee-[**C**]ease **[C]**/.
[NC] Love me **[G]** do **[C]** - Whoa-o, **[G]** Love me do **[C]**

[G] Love, love me **[C]** do,
You **[G]** know I love **[C]** you
I'll **[G]** always be **[C]** true
So **[C]** pleeeee-[**C**]ease **[C]**/.
[NC] Love me **[G]** do **[C]** - Whoa-o, **[G]** Love me do **[C]**

Bridge:

[D] Someone to love, **[C]**// some-**[F]**//body **[G]** new
[D] Someone to love, **[C]**// some-**[F]**//one like **[G]**/// you.

[G] Love, love me **[C]** do,
You **[G]** know I love **[C]** you
I'll **[G]** always be **[C]** true
So **[C]** pleeeee-[**C**]ease **[C]**/.
[NC] Love me **[G]** do **[C]** - Whoa-o, **[G]** Love me do **[C]**

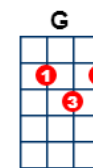
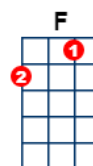
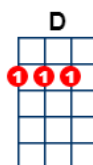
Instrumental

[D] Someone to love, **[C]**// some-**[F]**//body **[G]**new
[D] Someone to love, **[C]**// some-**[F]**//one like **[G]**you
[G] **[G]** **[G]** **[G]**/ - **[D]**/ -

[G] Love, love me **[C]** do,
You **[G]** know I love **[C]** you
I'll **[G]** always be **[C]** true
So **[C]** pleeeee-[**C**]ease **[C]**/.
[NC] Love me **[G]** do **[C]** - Whoa-o, **[G]** Love me do **[C]** - - Yeah

Coda.

[G] Love me do **[C]** - Oh oh, **[G]**/ Love me do.



Love Me Do. (Lennon, McCartney)

[Listen to Song on youtube](#) 145 BPM. 4/4 Time. +10 Hole Chromatic Harp



Intro: **[G]** **[C]** **[G]** **[C]** x2
 Harp 6d 6B [5d-4d] 3B 3B 3B 3B, 6d 6d 6d 6B 6B 6B [5d-4d] 3B 3B 3B 3B
 6d 6B [5d-4d] 3B 3B 3B 4B 4d, 3B 3B 3B 3B 3B 3B 3B 4B 4d

[G] Love, love me **[C]** do, you **[G]** know I love **[C]** you
 I'll **[G]** always be **[C]** true

So **[C]** pleeeeee-**[C]**ease **[C]**/.

[NC] Love me **[G]** do **[C]** - Whoa-o,
 (Harp.) 6d 6B [5d-4d] 3B 3B 3B 3B

[G] Love me do **[C]**
 6d 6d 6d 6B 6B 6B [5d-4d] 3B 3B 3B 3B

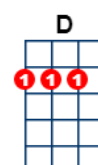


[G] Love, love me **[C]** do, you **[G]** know I love **[C]** you
 I'll **[G]** always be **[C]** true

So **[C]** pleeeeee-**[C]**ease **[C]**/.

[NC] Love me **[G]** do **[C]** - Whoa-o,
 (Harp.) 6d 6B [5d-4d] 3B 3B 3B 3B

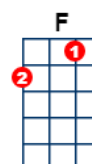
[G] Love me do **[C]**
 6d 6d 6d 6B 6B 6B [5d-4d] 3B 3B 3B 3B



Bridge: **[D]** Someone to love, **[C]**// some-**[F]**//body **[G]** new

(Harp; 3d 3d 3B 2d# x2)

[D] Someone to love, **[C]**// some-**[F]**//one like **[G]**/// you.

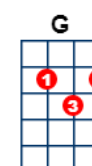


[G] Love, love me **[C]** do, You **[G]** know I love **[C]** you
 I'll **[G]** always be **[C]** true

So **[C]** pleeeeee-**[C]**ease **[C]**/

[NC] Love me **[G]** do **[C]** - Whoa-o,
 (Harp.) 6d 6B [5d-4d] 3B 3B 3B 3B

[G] Love me do **[C]**
 6d 6d 6d 6B 6B 6B [5d-4d] 3B 3B 3B 3B



Instrumental with Harp

[D] Someone to love, **[C]**// some-**[F]**//body **[G]**new

Harp 3d 3d 3B 2d#, 3B 2d 2B 1d

[D] Someone to love, **[C]**// some-**[F]**//one like **[G]**you

Harp 3d 3d 3B 2d#, 3B 2d 2B 1d

[G] **[G]** **[G]** **[G]** **[G]** **[G]** - **[D]** -

Harp 3B 3B 3B 3B, 3B 3B 3B 5B [4d-5d], 3B 3B 3B.3B 3B 1d

[G] Love, love me **[C]** do, You **[G]** know I love **[C]** you
 I'll **[G]** always be **[C]** true

So **[C]** pleeeeee-**[C]**ease **[C]**/

[NC] Love me **[G]** do **[C]** - Whoa-o,
 (Harp, 6d 6B [5d-4d] 3B 3B 3B..3B

[G] Love me do **[C]** - - Yeah
 Harp, 6d 6d 6d 6B 6B 6B [5d-4d] 3B 3B 3B 3B

Coda.

[G] love me do, **[C]** - Oh oh, **[G]**/ love me do.

Harp, 6d 6B [5d-t94d] 3B 3B 3B 3B, 4D 3B 3B

Lovely Rita (Lennon, McCartney) 87 BPM. 1st note sung = A
[Listen on Youtube](#) 4/4 Time. [Vocal harmonies on Youtube](#) Original key Bb
Underlined lyrics start together. 2 beats per chord except Intro & Outro.



[Intro] **[A]** **[G]** - Ahh {↓}Ahh Ahh **[D]** {↓}Ahh **[A]** {↑}Ahh.

[A] Lovely Rita **[G]** meter maid

[D] Lovely Rita **[A]** meter maid

[D] Lovely Rita **[C]**/ meter **[G]**/ maid,

[D] Nothing can come be-**[A]**tween us.

[Bm] When it gets dark I'd **[E7]** tow your heart a-**[A]**way. **[A]**

[D] Standing by a **[G]** parking meter,

[C] When I caught a **[F]** glimpse of Rita,

[D] Filling in a ticket in her **[A7]** little white book.

[D] In a cap she **[G]** looked much older,

[C] And the bag a-**[F]**cross her shoulder

[D] Made her look a little like a **[A7]** military man. **[D]**/ **[Bm]**/ **[E7]**/ **[A]**/

[D] Lovely Rita **[C]**/ meter **[G]**/ maid,

[D] May I enquire dis-**[A]**creetly,

[Bm] When are you free to **[E7]** take some tea with

[A] me? **[G]** **[D]** **[A]**

[G] Ah **[G]** Ah {↑}**[A]**/. {↓} Ah! - - - *Rita!* (Drum fill during rests)

[Instrumental] **[D]** **[C]**/ **[G]**/ **[D]** **[A]**, **[Bm]** **[E7]** **[A]** **[A7]**

[D] Took her out and **[G]** tried to win her.

[C] Had a laugh and **[F]** over dinner,

[D] Told her I would really like to **[A7]** see her again.

[D] Got the bill and **[G]** Rita paid it.

[C] Took her home I **[F]** nearly made it,

[D] Sitting on the sofa with a **[A7]** sister or two. **[D]**/ **[Bm]**/ **[E7]**/ Ohhh **[A]**/

[D] Lovely Rita **[C]**/ meter **[G]**/ maid,

[D] Where would I be with-**[A]**out you?

[Bm] Give us a wink and **[E7]** make me think of **[A]** you.

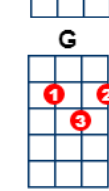
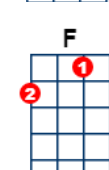
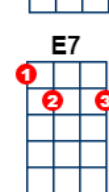
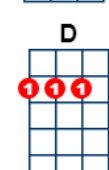
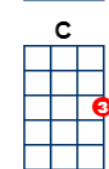
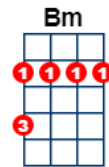
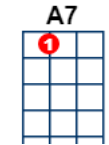
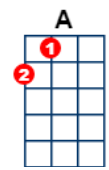
[Outro.]

[A] Lovely Rita **[G]** meter maid

[D] Lovely Rita **[A]** meter maid

[A] Lovely Rita **[G]** meter maid

[D] Lovely Rita **[A]**// meter **[A]**/ maid.



Lovely Rita (Harmony) (Lennon, McCartney) 87 BPM. 1st note sung = A
[Listen on Youtube](#) 4/4 Time. [Vocal harmonies on Youtube](#) Original key Bb
Underlined lyrics start together. 2 beats per chord except Intro & Outro.



[Intro] [A] [G] - Ahh {↓}Ahh Ahh [D] {↓}Ahh [A] {↑}Ahh.

[A] Lovely Rita [G] meter maid

[D] Lovely Rita [A] meter maid

[D] Lovely Rita [C]/ meter [G]/ maid,

[D] Nothing can come be-[A]tween us.

[Bm] When it gets dark I'd [E7] tow your heart a-[A]way. [A]

[D] Standing by a [G] parking meter,

[C] When I caught a [F] glimpse of Rita,

[D] Filling in a ticket in her [A7] little white book.

[D] In a cap she [G] looked much older,

[C] And the bag a-[F]cross her shoulder

[D] Made her look a little like a [A7] military man. [D]/ [Bm]/ [E7]/ [A]/

[D] Lovely Rita [C]/ meter [G]/ maid,

[D] May I enquire dis-[A]creetly.

(F#)(Love...ly (E) Ri.ta,)

[Bm] When are you free to [E7] take some tea with

(D) (Love...(F#).ly (E) Ri..(G#).ta)

[A] me?

[A]{↑} Mai [G]{↓} ai [D]{↓} ai [A]{↓} aid

[G]{↓} Ah [G] Ah {↑}[A]. {↓} Ah! - - - **Rita!** (Drum fill during rests)

[Instrumental] [D] [C]/ [G]/ [D] [A], [Bm] [E7] [A] [A7]

[D] Took her out and [G] tried to win her.

[C] Had a laugh and [F] over dinner,

[D] Told her I would really like to [A7] see her again.

[D] Got the bill and [G] Rita paid it.

[C] Took her home I [F] nearly made it,

[D] Sitting on the sofa with a [A7] sister or two. [D]/ [Bm]/ [E7]/ Ohhh [A]/

[D] Lovely Rita [C]/ meter [G]/ maid,

[D] Where would I be with-[A]out you?

[Bm] Give us a wink and [E7] make me think of [A] you.

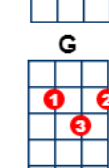
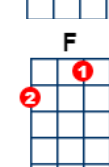
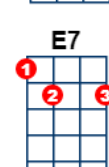
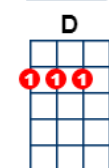
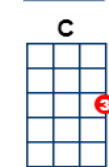
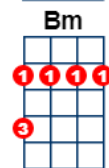
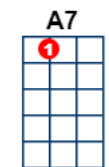
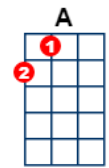
[Outro.]

[A] Lovely Rita [G] meter maid (Harmony)

[D] Lovely Rita [A] meter maid (Harmony)

[A] Lovely Rita [G] meter maid (Harmony)

[D] Lovely Rita [A]// meter [A]// maid. (Harmony)



Lucy In The Sky With Diamonds. (Lennon, McCartney)

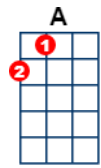


[Listen to song on YouTube](#) 138 BPM. Verse = 3/4, Chorus = 4/4 Time

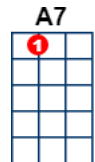
Intro: 3/4 [A] [A7] [D] [Dm]

Verse 3/4

[A] Picture your-[A7]self in a [D] boat on a [Dm] river
 With [A] Tangerine [A7] trees and [D] Marmalade [Dm] skies [Dm]
 [A] Somebody [A7] calls you, you [D] answer quite [Dm] slowly
 A [A] girl with ka-[A7]leidoscope [F#m] eyes [F#m] [D] [D]

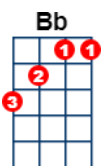


[Bb] Cellophane flowers of [C] yellow and green,
 [F] towering over your [Bb] head [Bb]
 [C] Look for the girl with the [G] sun in her eyes and she's [D]/ gone. 3 Taps.



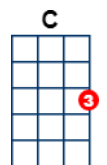
Chorus 4/4

[G] Lucy in the [C] sky with [D] Diamonds. [D]
 [G] Lucy in the [C] sky with [D] Diamonds. [D]
 [G] Lucy in the [C] sky with [D] Diamonds. [D] [D] Ahh [D] ahh.

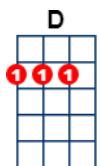


Verse 3/4

[A] Follow her [A7] down to a [D] bridge by a [Dm] fountain
 Where [A] rocking horse [A7] people eat [D] marshmallow [Dm] pies, [Dm]
 [A] Everyone [A7] smiles as you [D] drift past the [Dm] flowers,
 That [A] grow so in-[A7]credibly [F#m] high. [F#m] [D] [D]

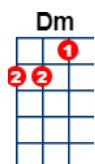


[Bb] Newspaper taxis a-[C]ppear on the shore,
 [F] Waiting to take you a-[Bb]way. [Bb]
 [C] Climb in the back with your [G] head in the clouds, and you're [D]/ gone. 3 Taps.



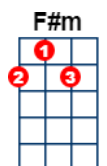
Chorus 4/4

[G] Lucy in the [C] sky with [D] Diamonds. [D]
 [G] Lucy in the [C] sky with [D] Diamonds. [D]
 [G] Lucy in the [C] sky with [D] Diamonds. [D] [D] Ahh [D] ahh.



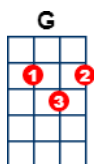
Verse 3/4

[A] Picture your-[A7]self on a [D] train in a [Dm] station,
 With [A] plasticine [A7] porters with [D] looking glass [Dm] ties, [Dm]
 [A] Suddenly [A7] someone is [D] there at the [Dm] turnstile,
 The [A] girl with ka-[A7]leidoscope [F#m] eyes. [F#m] [D]/ 3 Taps.



Outro Chorus 4/4

[G] Lucy in the [C] sky with [D] Diamonds. [D]
 [G] Lucy in the [C] sky with [D] Diamonds. [D]
 [G] Lucy in the [C] sky with [D] Diamonds. [D] [D] Ahh [D] ahh. [A] Ahh [A] ahh



Repeat Outro to suit yourself.

Maxwell's Silver Hammer. (Lennon, McCartney)



[Listen to Song on YouTube](#) 4/4 Time. {BPM 136 Swing}

Intro: [C] [C]

[C] Joan was quizzical [A7] studied pataphysical [Dm] science in the home
[G7] Late nights all alone with a test tube [C] oh oh oh [G7] oh
[C] Maxwell Edison [A7] majoring in medicine [Dm] calls her on the phone
[G7] Can I take you out to the pictures [C] Jo-o-o-o-[G7]an
But [D7] as she's getting ready to go a [G7] knock comes [Gdim] on the [G7] door

[C] Bang Bang Maxwell's silver hammer came [D7] down upon her head
[G7] Bang bang Maxwell's silver hammer
Made [Dm] sure that [G7] she was [C/] dead [G7/] [C/]

[C/] [E7/] [Am/] [C7/] [F/] [G7/] [C/] [G7/] [C/]

[C] Back in school again [A7] Maxwell plays the fool again
[Dm] Teacher gets annoyed
[G7] Wishing to avoid an unpleasant [C] sce e e-[G7]ene
[C] She tells Max to stay [A7] when the class has gone away
[Dm] So he waits behind [G7] writing fifty times I must not be [C] so o o [G7] o
But [D7] when she turns her back on the boy
he [G7] creeps up [Gdim] from be-[G7]hind

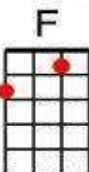

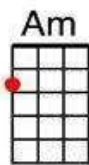
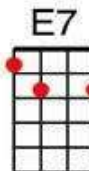
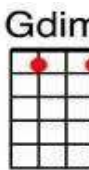
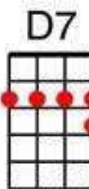
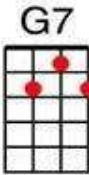


[C] Bang Bang Maxwell's silver hammer came [D7] down upon her head
[G7] Bang bang Maxwell's silver hammer
Made [Dm] sure that [G7] she was [C/] dead [G7/] [C/]

[C] [C] [D7] [D7]-ba-ba, da, da. [G7] da [G7] [Dm/] [G7/] [C/] [G7/] [C/]
[C/] [E7/] [Am/] [C7/] [F/] [G7/] [C/] [G7/] [C/]

[C] P.C. Thirtyone [A7] said we caught a dirty one [Dm] Maxwell stands alone
[G7] Painting testimonial pictures [C] oh oh oh [G7] oh
[C] Rose and Valerie [A7] screaming from the gallery [Dm] say he must go free
The [G7] Judge does not agree and he tells them [C] so-o-o-[G7] o
But [D7] as the words are leaving his lips
a [G7] noise comes [Gdim] from be[G7]hind

[C] Bang Bang Maxwell's silver hammer came [D7] down upon his head
[G7] Bang bang Maxwell's silver hammer
Made [Dm] sure that [G7] he was [C/] dead [G7/][C/]

[C] [C] [D7] [D7] [G7] [G7] [Dm/] [G7/] [C/][G7/][C/]
[C/] Sil-[E7/]ver [Am/] Hamm-[C7/]er [F/] [G7/] [C/] [G7/] [C/]



Misery. (Lennon, McCartney) (Please please me Album, 1963)

[Listen on Youtube](#) 4/4 Time. 130 BPM.



Intro:

[F]/..... The world is treating me [G]/ bad... [C]/ Misery. [Am]// [G]//
(Slow) (Normal speed)

[C] I'm the kind of [F] guy,
Who [C] never used to [F] cry,
The world is treating me [G] bad [C] Misery! [Am]// [G]//

I've [C] lost her now for [F] sure,
I [C] won't see her no [F] more,
It's gonna be a [G] drag [C] Misery! [C]

[Am] I'll remember all the little [C] things we've done [C]
[Am] Can't she see she'll always be the [G] only one, [G7] only one.

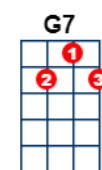
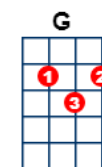
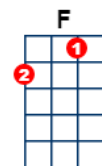
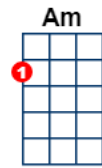
[C] Send her back to [F] me,
'Cause [C] everyone can [F] see
With-[F]out her I will [G] be in [C] Misery! [C]

[Am] I'll remember all the little [C] things we've done [C]
[Am] She'll remember and she'll miss her [G] only one, [G7] lonely one.

[C] Send her back to [F] me,
'Cause [C] everyone can [F] see
With-[F]out her I will [G] be in [C] Misery! [Am] (oh oh oh)

In [C] Misery! [Am] (oooh ooh ooh)

My [C] Misery! [Am] (la la la la la la) [C] // Misery!



No Reply. (Lennon, McCartney.) From Beatles For Sale album.

[Listen on Youtube](#) 4/4 Time. 124 BPM. 1st Note sung = E

Count 1-2-3-4, 1-2.



[Verse 1]

[NC] This happened once be-[Dm]fore when I came to your [G] door

No re-[C]ply

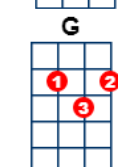
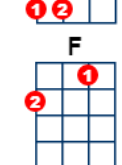
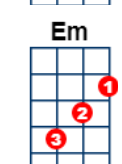
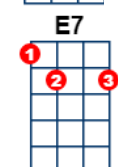
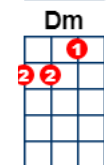
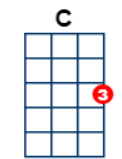
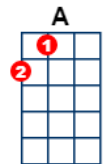
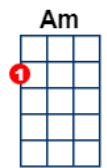
[C] - - They said it wasn't [Dm] you, But I saw you peep [G] through your [C] window [C]

I saw the [Am] light [Em]

I saw the [Fmaj7] light [Em]

I know that you saw [Dm] me 'Cause I looked up to [G] see

Your [C] face.



[Verse 2]

[C] - - I tried to tele-[Dm]phone, they said you were not [G] home

That's a [C] lie

[C] - - 'Cause I know where you've [Dm] been, I saw you walk [G] in

Your [C] door [C]

I nearly [Am] died [Em]

I nearly [Fmaj7] died [Em]

'Cause you walked hand in [Dm] hand with another [G] man

In my [C] place [C]

[Bridge]

If I were [C] you - - I'd [E7] realize that [A] I - - -

[A] - - - Love you [Dm] more - - - than [F] any other [C] guy - - -

[C] - - - And I'll for-[C]give - - the [E7] li... ies that [A] I - - -

[A] - - - Heard be-[Dm]fore - - when you [F] gave me no re-[C]ply

[Verse 2]

[C] - - I tried to tele-[Dm] phone, they said you were not [G] home

That's a [C] lie

[C] - - 'Cause I know where you've [Dm] been, I saw you walk [G] in

Your [C] door [C]

I nearly [Am] died [Em]

I nearly [Fmaj7] died [Em]

'Cause you walked hand in [Dm] hand with another [G] man

In my [C] place.

[Coda]

[C] - - No re-[Am] ply [Em]

No re-[Fmaj7] ply [Am7] /.

Norwegian Wood (This Bird Has Flown) (Lennon, McCartney)
 Rubber Soul Album 1965
 Listen on Youtube 3/4 Time. 177 BPM. Original key E.



Intro:

Tab: (For a Uke strung with low G.)

```
A|-----|0-----|-----|-----|-----|-----|-----|
E|-3--|-----3--1--|-----|---1---|-----|---1---|-----|
C|-----|-----|4---|-2---4|-0---|-----|-----|
G|-----|-----|-----|-----|-----|-3---2|-0---| x2
[C] [C] [C] [C] [C] [Bb]// [F]/ [C] [C] x2
```

[C] I once had a girl, or should I say, [Bb]// she once [F]/ had [C] me [C]
 [C] She showed me her room, isn't it good, [Bb]// Norwe-[F]/ gian [C] wood [C]

She [Cm] asked me to stay and she told me to sit any-[F] where [F] [F] [F]
 So [Cm] I looked around and I noticed there wasn't a [Dm] chair [Dm] [G] [G]

[C] I sat on a rug, biding my time, [Bb]// drinking [F]/ her [C] wine [C]
 [C] We talked until two, and then she said, [Bb]// it's time [F]/ for [C] bed [C]

Tab

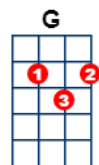
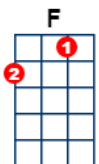
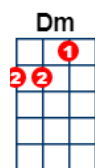
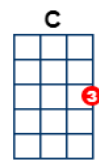
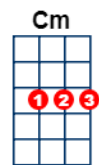
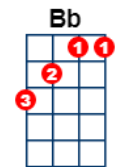
```
A|-----|0-----|-----|-----|-----|-----|
E|-3--|-----3--1--|-----|---1---|-----|---1---|-----|
C|-----|-----|4---|-2---4|-0---|-----|-----|
G|-----|-----|-----|-----|-----|-3---2|-0---| x2
[C] [C] [C] [C] [C] [Bb]// [F]/ [C] [C] x2
```

She [Cm] told me she worked in the morning and started to [F] laugh [F] [F] [F]
 I [Cm] told her I didn't and crawled off to sleep in the [Dm] bath [Dm] [G] [G]

[C] And when I awoke, I was alone, [Bb]// this bird [F]/ had [C] flown.
 [C] So, I lit a fire, isn't it good, [Bb]// Norwe-[F]/ gian [C] wood. [C]

Tab

```
A|-----|0-----|-----|-----|-----|-----|
E|-3--|-----3--1--|-----|---1---|-----|---1---|-----|
C|-----|-----|4---|-2---4|-0---|-----|-----|
G|-----|-----|-----|-----|-----|-3---2|-0---|
[C] [C] [C] [C] [C] [Bb]// [F]/ [C]/.
```



Not A Second Time. (Lennon-McCartney) (With The Beatles Album)
[Listen on Youtube](#) 1st note sung = B 4/4 Time. 125 BPM.



Verse 1:

[G] - You know you made me [Em] cry
 [G] I see no use in wonderin' [Em] why..y..y..y
 I [D] cry..y..y..y for [G] you. [D7]
 [G] And now you've changed you [Em] mind
 [G] I see no reason to change [Em] mi..i..i..ine
 My [D] cry..y..y..yin' is [Am7] throu..ou..ough [D7] Oh..oh..oh

Chorus:

[Am7] You're giving me the [Bm7] same old line
 [G] I'm wondering [Em] why
 [Am] You hurt me then, You're back again
 [Bm] No..o..o no [D7] no, not a second [Em] time [Em]

Instrumental:

[Am7] You're giving me the [Bm7] same old line
 [G] I'm wondering [Em] why
 [Am] You hurt me then, You're back again
 [Bm] No..o..o no [D7] no, not a second [Em] time [Em]

Verse 2:

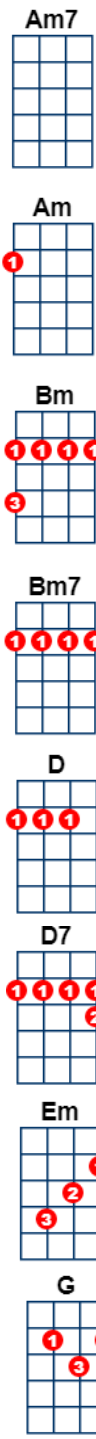
[G] You know you made me [Em] cry
 [G] I see no use in wonderin' [Em] why..y..y..y
 I [D] cry..y..y..y for [G] you..ou..ou..ou..[D7] ou..ou..ou yeah
 [G] And now you've changed you [Em] mind
 [G] I see no reason to change [Em] mi..i..i..ine
 My [D] cry..y..y..yin' is [Am7] throu..ou..ough [D7] Oh..oh..oh

Chorus:

[Am7] You're giving me the [Bm7] same old line
 [G] I'm wondering [Em] why
 [Am] You hurt me then, You're back again
 [Bm] No..o..o no [D7] no, not a second [Em] time [Em]

Outro:

Not a second [G] ti..i..i..[Em]ime, Not a second [G] ti..i..i..i..i..[Em]ime
 No no no no [G]/ No..o..o.



Now and Then. The Beatles. (John Lennon.)

[Listen on Youtube](#) 4/4 Time. 88 BPM.



Intro: [Am] [Em7] [Am] [Em7]

[Am] I know its [Em7] true
[Am] Its all be-[Em7] cause of you
[Am] And if I [Fmaj7] make it through
Its [E7] all - - be-[E7]cause.....of [Am] you [Am]

[Am] And now and [Em7] then
[Am] If we must [Em7] start again
[Am] Then we will [Fmaj7] know for sure
That [E7] I....[E7]...will [Am] love you [Am]

Chorus:

[G] Now and then, I [Bm] miss you [Bm]
Oh [Em7] now and then, I [Am] want you to be [D] there for me
[Am] Always to re-[D]turn to me

[Am] I know its [Em7] true
[Am] Its all be-[Em7]cause of you
[Am] And if you [Fmaj7] go away
I [E7] know you'll never.....[Am] stay. [Am]

Chorus: (Part sung)

[G] Now and then, I [Bm] miss you [Bm]
Oh [Em7] now and then, I [Am] want you to be [D] there for me

Instrumental

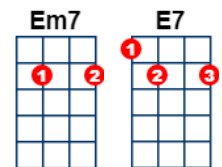
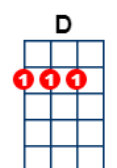
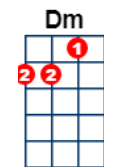
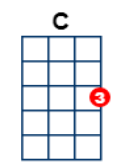
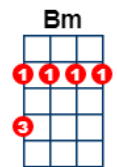
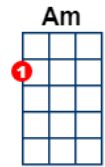
[Dm] [Dm] [C] [C], [Dm] [Dm] [C] [C],
[Em7] [Em7] [Am] [Am], [D] [D] [Dm] [G].

[Am] I know its [Em7] true
[Am] Its all be-[Em7] cause of you
[Am] And if I [Fmaj7] make it through
Its [E7] all - - be-[E7]cause.....of [Am] you

Coda.

[Am] [Em7] [E7] [Am] [Em7] [E7]
[Am]/-// [Em7]// [Fmaj7]// [E7]// [Am] /.

Slowing.



Back to Index V2

Nowhere Man – (Lennon, McCartney) 120 BPM. 4/4 Time.

Listen to Nowhere Man on YouTube

Underlined lyrics start together. Tabs are optional. 1st note sung = D.



[Verse 1]

[NC] He's a real nowhere man, Sitting in his nowhere land

[Am] Making all his **[Cm]** nowhere plans for **[G]** nobody. **[G]**

[Tab 1]

Tab 1
 A|-3-2-0-----|
 E|-----3----|
 C|-----2-|
 G|-----|

Am

[Verse 2]

[G] Doesn't have a **[D]** point of view

[C] Knows not where he's **[G]** going to

[Am] Isn't he a **[Cm]** bit like you and **[G]** me? **[G]//**

[Tab 1]

Bm

[Chorus 1]

[G]// Nowhere **[Bm]** Man, please **[C2]** listen,

Ahh, ↑ ah la la la

You don't **[Bm]** know what you're **[C2]** missing

Ahh, ↑ ah la la la

Nowhere **[Bm]** Man, the **[C2]** wo-o-o-orld is at your command **[D7]**

Ahh, - - - ↑ ah la la la *Ahh*, - - - ↓ ahh - la la la la

Cm

[Instrumental]

[G] **[D]** **[C]** **[G]** **[Am]** **[Cm]** **[G]** **[G]** (Natural Harmonic)

C-2

[Verse 3]

[G] He's as blind as **[D]** he can be

[C] Just sees what he **[G]** wants to see

[Am] Nowhere Man can **[Cm]** you see me at **[G]** all? **[G]//**

[Tab 1]

C

[Chorus 2]

[G]// Nowhere **[Bm]** Man, don't **[C2]** worry,

Ahh, ↑ ah la la la

take your **[Bm]** time don't **[C2]** hurry-

Ahh, ↑ ah la la la

Leave it **[Bm]** all 'till **[C2]** somebody else lends you a hand **[D7]**

Ahh, - - - ↑ ah la la la *Ahh*, - - - ↓ ahh - la la la la

D

[Verse 4]

[G] Doesn't have a **[D]** point of view

[C] Knows not where he's **[G]** going to

[Am] Isn't he a **[Cm]** bit like you and **[G]** me? **[G]//**

[Tab 1]

D7-alt

[Chorus 3]

[G]// Nowhere **[Bm]** Man, please **[C2]** listen,

Ahh, ↑ ah la la la

You don't **[Bm]** know what you're **[C2]** missing

Ahh, ↑ ah la la la

Nowhere **[Bm]** Man, the **[C2]** wo-o-o-orld is at your command **[D7]**

Ahh, - - - ↑ ah la la la *Ahh*, - - - ↓ ahh - la la la la

G

[Verse 5]

[G] He's a real **[D]** nowhere man, **[C]** Sitting in his **[G]** nowhere land

[Am] Making all his **[Cm]** nowhere plans for **[G]** nobody **[G]**

[Tab 2]

Tab 2
 A|-3-2-0-----|
 E|-----3----|
 C|-----2-|
 G|-----|

[Am] Making all his **[Cm]** nowhere plans for **[G]** nobody **[G]**

[Tab 2]

[Am] Making all his **[Cm]** nowhere plans for **[G]** nobody **[G] /.**

[Tab 1]

Tab 1
 A|-3-2-0-----|
 E|-----3----|
 C|-----2-|
 G|-----|

Ob-La-Di, Ob-La-Da. 4/4 Time, 110 Reggae BPM. [Listen on YouTube](#) Capo 1, (Bb)

[Intro] **[A]** **[A]**

[Verse 1]

[A] Desmond has a barrow in the **[E7]** market place.

[E7] Molly is a singer in the **[A]** band.

[A] Desmond says to Molly, "Girl, I **[D]** like your face."

And Molly **[A]**// says this as she **[E7]**// takes him by the **[A]** hand.

[Chorus]

Ob-La-**[A]** Di, Ob-La-Da, life goes **[E7]**// on.. **[F#m]**// brah.

[A]// La-la how their **[E7]**// life goes **[A]** on.

Ob-La-**[A]** Di, Ob-La-Da, life goes **[E7]**// on.. **[F#m]**// brah.

[A]// La-la how their **[E7]**// life goes **[A]** on.

[Verse 2]

[A] Desmond takes a trolley to the **[E7]** jeweller's store.

[E7] Buys a twenty carat golden **[A]** ring.

[A] Takes it back to Molly waiting **[D]** at the door.

And as he **[A]**// gives it to her **[E7]**// she begins to **[A]** sing,

[Chorus]

Ob-La-**[A]** Di, Ob-La-Da, life goes **[E7]**// on.. **[F#m]**// brah.

[A]// La-la how their **[E7]**// life goes **[A]** on.

Ob-La-**[A]** Di, Ob-La-Da, life goes **[E7]**// on.. **[F#m]**// brah.

[A]// La-la how their **[E7]**// life goes **[A]** on.

[Bridge]

[D] In a couple of years they have built a home sweet **[A]** home. **[A]**

[D] With a couple of kids running in the yard,

Of **[A]** Desmond and Molly **[E7]** Jones. (Ha ha ha ha)

[Verse 3]

[A] Happy ever after in the **[E7]** market place,

[E7] Desmond lets the children lend a **[A]** hand.

[A] Molly stays at home and does her **[D]** pretty face

And in the **[A]**// evening she still **[E7]**// sings it with the **[A]** band.

[Chorus]

Ob-La-**[A]** Di, Ob-La-Da, life goes **[E7]**// on.. **[F#m]**// brah.

[A]// La-la how their **[E7]**// life goes **[A]** on.

Ob-La-**[A]** Di, Ob-La-Da, life goes **[E7]**// on.. **[F#m]**// brah.

[A]// La-la how their **[E7]**// life goes **[A]** on.

[Bridge]

[D] In a couple of years they have built a home sweet **[A]** home. **[A]**

[D] With a couple of kids running in the yard,

Of **[A]** Desmond and Molly **[E7]** Jones. (Ha ha ha ha)

[Verse 4]

[A] Happy ever after in the **[E7]** market place,

[E7] Molly lets the children lend a **[A]** hand.

[A] Desmond stays at home and does his **[D]** pretty face

And in the **[A]**// evening she's a **[E7]**// singer with the **[A]** band.

[Outro]

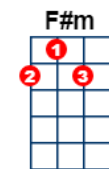
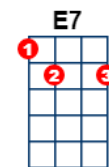

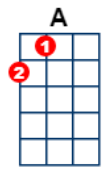
Ob-La-**[A]** Di, Ob-La-Da, life goes **[E7]**// on.. **[F#m]**// brah.

[A]// La-la how their **[E7]**// life goes **[A]** on.

Ob-La-**[A]** Di, Ob-La-Da, life goes **[E7]**// on.. **[F#m]**// brah.

[A]// La-la how their **[E7]**// life goes **[F#m]** on.

And if you **[F#m]** want some fun, sing **[E7]**// Ob-La-Di-Bla-**[A]**/Da. - **[A]** /.



Octopus's Garden. (Starkey)

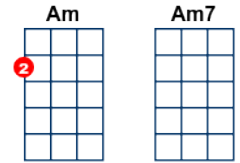
Listen on YouTube 4/4 Time 180 BPM



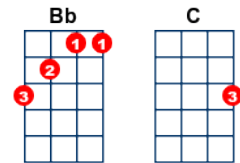
Intro.

[C] [Am] [F] [G]

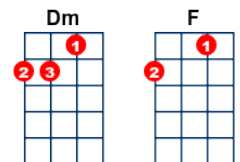
[C] I'd like to be **[Am]** under the sea
 In an **[F]** Octopus's garden in the **[G]** shade **[G]**
[C] He'd let us in **[Am]** knows where we've been
 In his **[F]** Octopus's garden in the **[G]** shade **[G]**



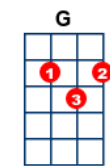
[Am] I'd ask my friends to come and see **[Am7]**/- **[F]**/-
[F] An Octopus's **[G]** garden with me - **[G]**///
[C] I'd like to be **[Am]** under the sea
 In an **[F]** Octopus's **[G]** garden in the **[C]** shade **[C]**



[C] We would be warm **[Am]** below the storm
 In our **[F]** little hideaway beneath the **[G]** waves **[G]**
[C] Resting our head **[Am]** on the sea bed
 In an **[F]** Octopus's garden near a **[G]** cave **[G]**



[Am] We would sing and dance around **[Am7]**/- **[F]**/-
[F] Because we know we **[G]** can't be found - **[G]**///
[C] I'd like to be **[Am]** under the sea
 In an **[F]** Octopus's **[G]** garden in the **[C]** shade **[C]**



[F] [F] [Dm] [Dm] [Bb] [Bb] [C] [C]
[F] [F] [Dm] [Dm] [Bb] [C] [F] [G]

[C] We would shout **[Am]** and swim about
 The **[F]** coral that lies beneath the **[G]** waves
*(Lies beneath the ocean **[C]** waves)*

[C] Oh what joy for **[Am]** every girl and boy
[F] Knowing they're happy and they're **[G]** safe
*(Happy and they're **[Am]** safe)*

[Am] We would be so happy you and me **[Am7]**/- **[F]**/-
[F] No one there to tell us what to **[G]** do - **[G]**///
[C] I'd like to be **[Am]** under the sea

In an **[F]** Octopus's **[G]** garden with **[Am]** you **[Am]**
 In an **[F]** Octopus's **[G]** garden with **[Am]** you **[Am]**
 In an **[F]** Octopus's **[G]** garden with **[C]** you **[C]**/ **[G]**/ **[C]**/.

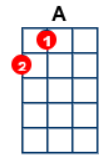
Octopus's Garden. Richard Starkey. Abbey Road Album (1969).
 Listen on Youtube 4/4 Time. 180 BPM. Capo 2. (E)
Underlined words start together.



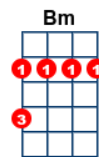
Intro

[D] [Bm] [G] [A]

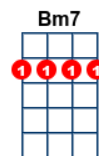
[D] - I'd like to [D] be [Bm] - under the [Bm] sea
 In an [G] Octopus's garden in the [A] shade [A]
 [D] - He'd let us [D] in [Bm] - knows where we've [Bm] been
 In his [G] Octopus's garden in the [A] shade [A]



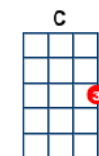
[Bm] - I'd ask my [Bm] friends to [Bm] come and [Bm]/- see [Bm7]/-
 [G] - An Octo-[G] pus's [A] garden with me. [A] - ///
 [D] - I'd like to [D] be [Bm] under the [Bm] sea
 In an [G] Octopus's [A] garden in the [D] shade [D]



[D] - We would be [D] warm [Bm] - below the [Bm] storm
 In our [G] little hideaway beneath the [A] waves [A]
 [D] - Resting our [D] head [Bm] - on the sea [Bm] bed
 In an [G] Octopus's garden near a [A] cave [A]

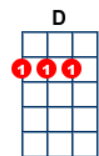


[Bm] - - We would [Bm] sing and [Bm] dance a-[Bm]/- round [Bm7]/-
 [G] - Because we know we [A] can't be found [A] - ///
 [D] - I'd like to [D] be [Bm] under the [Bm] sea
 In an [G] Octopus's [A] garden in the [D] shade [D]



Instrumental break

[G] [G] [Em] [Em] [C] [C] [D] [D]
 [G] [G] [Em] [Em] [C] [D] [G] [A]

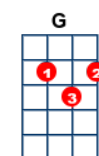


[D] - - We would [D] shout [Bm] and swim a-[Bm]bout
 The [G] coral that lies beneath the [A] waves
 (Lies beneath the ocean [D] waves)



[D] - - Oh what [D] joy for [Bm] every girl and [Bm] boy
 [G] Knowing they're happy and they're [A] safe
 (Happy and they're [Bm] safe)

[Bm] - - We would [Bm] be so [Bm] happy you and [Bm]/- me [Bm7]/-
 [G] No one there to tell us what to [A] do [A] - ///



[D] - I'd like to [D] be [Bm] under the [Bm] sea
 In an [G] Octopus's [A] garden with [Bm] you [Bm]
 In an [G] Octopus's [A] garden with [Bm] you [Bm]
 In an [G] Octopus's [A] garden with [D] you [D]/ [A]/ [D]/

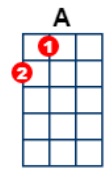
Oh Darling (Lennon, McCartney) Abbey Road Album
[Listen on Youtube](#) 6/8 Time. 170 BPM. 1st notes sung "Oh" = F ↑ A



Intro: [E7#5] /.

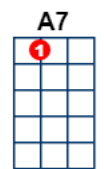
[Verse 1]

Oh [A] darling, please be-[E7] lieve me [E7]
 [F#m] I'll never do you no [D] harm [D]
 [Bm7] Believe me when I [E7] tell you
 [Bm7] I'll never [E7] do you no [A] harm [D] [A] [E7] /



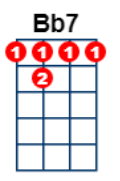
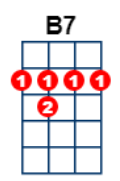
[Verse 2]

Oh [A] darling, if you [E7] leave me [E7]
 [F#m] I'll never make it a-[D] lone [D]
 Be-[Bm7] lieve me when I [E7] beg you, {↑} oooh!
 [Bm7] Don't ever [E7] leave me a-[A] lone [D] [A] [A7]



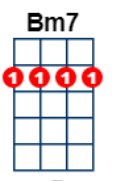
[Bridge]

{↑} When you [D] told me you didn't [F7] need me anymore [F7]
 Well, you [A] know I nearly broke down and cried [A]
 When you [B7] told me you didn't need me anymore [B7]
 Well, you [E7] know I nearly [F7] broke down and [E7]/die -ie -ie-ie-[E7#5]/ied



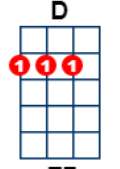
[Verse 3]

Oh [A] darling, if you [E7] leave me [E7]
 [F#m] I'll never {↑} make it a-[D] lone [D]
 [Bm7] Believe me when I [E7] tell you (Spoken)
 [Bm7] I'll never [E7] do you no [A] harm. [D] [A] (Believe me darlin') [A7]



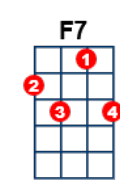
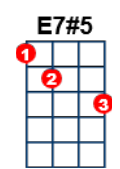
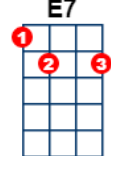
[Bridge]

{↑} When you [D] told me, {↑} oooh! you didn't [F7] need me anymore [F7]
 Well, you [A] know I nearly broke down and crie-ie-ie-ie-ie-ied [A]
 When you [B7] told me you didn't need me anymore [B7]
 Well, you [E7] know I nearly [F7] broke down and [E7]/die -ie -ie-ie-[E7#5]/ied



[Verse 4]

Oh [A] darling, please be-[E7] lieve me [E7] (Spoken)
 [F#m] I'll never {↑} let you [D] down [D] (Oh, believe me, darlin')
 [Bm7] Believe me when I [E7] tell you, {↑} ooohoooh!
 [Bm7] I'll never [E7] {↑} do you no [A] ha-a-a-arm [D] [A]/ [Bb7]/ [A7]/



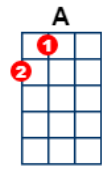
One After Nine O Nine (Lennon-McCartney) Let It Be Album 1970
[Listen on YouTube](#) 4/4 Time. 180 BPM



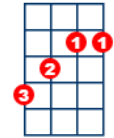
Intro: [A] [A]

[Verse 1]

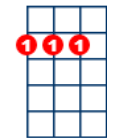
[A] My baby said she's travelling on the [A] one after nine o [A] nine [A]
 I said [A] move over honey I'm [A] travelling on that [A7] line [A]
 I said [A]/ move over once, [A]/ move over twice
 [D] C'mon baby don't be cold as ice
 [A] - Said she's travelling on the [E7] one after nine o [A] nine [A]



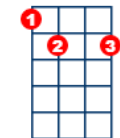
B



D



E7



[Verse 2]

[A] I begged her not to go and I [A] begged her on my bended [A] knee [A]
 I said you're [A] only fooling round, [A] only fooling round with [A7] me [A]
 I said [A]/ move over once [A]/ move over twice
 [D] C'mon baby don't be cold as ice
 [A] - Said she's travelling on the [E7] one after nine o [A] nine [A]

[Bridge]

[D] Picked up the bags, [D] [A] - Run to the [A] station
 [B] Rail man said, [B] - - - You got the [E7] wrong location [E7]
 [D] Picked up the bags, [D] [A] Run right home [A]
 [B] Then I find, [B] - - - I got the [E7] number wrong, [E7] well

[Verse 3]

[A] - Said she's travelling on the [A] one after nine o [A] nine [A]
 I said [A] move over honey I'm [A] travelling on that [A7] line [A]
 I said [A]/ move over once [A]/ move over twice
 [D] C'mon baby don't be cold as ice
 [A] - Said she's travelling on the [E7] one after nine o [A] nine [A]

(Instrumental played to verse chords)

[A] My baby said she's travelling on the [A] one after nine o [A] nine [A]
 I said move over honey I'm [A] travelling on that [A7] line [A]
 I said [A]/ move over once, [A]/ move over twice
 [D] C'mon baby don't be cold as ice
 [A] Said she's travelling on the [E7] one after nine o [A] nine [A]

[Bridge]

[D] Picked up the bags, [D] [A] - Run to the [A] station
 [B] Rail man said, [B] - - - You got the [E7] wrong location [E7]
 [D] Picked up the bags, [D] [A] Run right home [A]
 It was [B] then I find, [B] - - - I got the [E7] number wrong, [E7] well

[Verse 4/Outro]

[A] My baby said she's travelling on the [A] one after nine o [A] nine [A]
 I said [A] move over honey I'm [A] travelling on that [A7] line [A]
 I said [A]/ move over once, [A]/ move over twice
 [D] C'mon baby don't be cold as ice
 [A] - Said she's travelling on the [E7] one after nine o
 [A] - Said she's travelling on the [E7] one after nine o
 [A] - Said she's travelling on the [E7] one after nine o [A] nine [D] // [A] /.

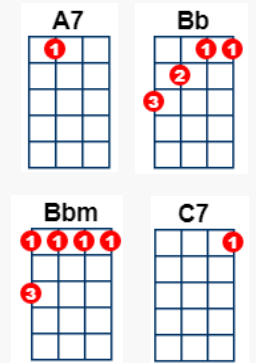
Only You. (Ringo Starr version) 93 BPM. 4/4 Time

[Listen on Bing Video](#)

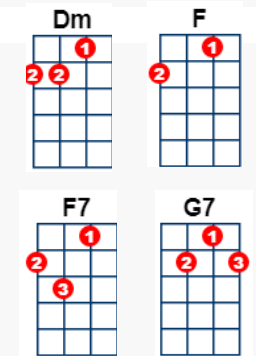


Intro. [F] [F] [F] [F] //

[NC] Only [F] you - - - [F] - - can make this [A7] world seem right
Only [Dm] you - - - [Dm] - - can make the [F7] darkness bright [F7]
Only [Bb] you and you a-[C7] lone,
can [F] thrill me [A7] like you [Dm] do,
and [G7] fill my heart with love for only [C7] you [C7] //



[NC] Only [F] you - - - [F] - - can make this [A7] change in me
For it's [Dm] true - - - [Dm] - - you are my [F7] destiny [F7]
When you [Bb] hold my hand, I [Bbm] understand
the [F] magic [A7] that you [Dm] do
You're my [G7] dream come true
My [C7] one and only [F] you. [F] //



(Spoken, first two lines)

[NC] Only [F] you - - - [F] - - can make this [A7] world seem right
Only [Dm] you - - - [Dm] - - can make my [F7] darkness bright [F7]
Only [Bb] you and you a-[C7] lone,
can [F] thrill me [A7] like you [Dm] do,
and [G7] fill my heart with love for only [C7] you [C7] //

[NC] O - Only [F] you - - - [F] - - can make this [A7] change in me
For it's [Dm] true - - - [Dm] - - you are my [F7] destiny [F7]
When you [Bb] hold my hand, I [Bbm] understand
the [F] magic [A7] that you [Dm] do
You're my [G7] dream come true
My [C7] one, my one and only [F] you [F] ///

Outro

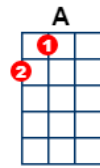
[F] / Only [F] you - -, Only [F] you - -, Only [F] you - -, Only [F] / you,

P. S. I Love You. (D) (McCartney, Lennon) (B side to Love Me Do)
[Listen on Youtube](#) 4/4 Time. 134 BPM. 1st note sung = F#. Original key = G



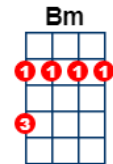
[Verse 1]

[D] As I write this [A] letter,
 [D] Send my love to [A] you,
 Re-[D] member that I'll [A] always,
 [A]// Be in [E]// love with [A] you.



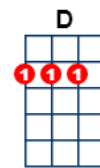
[Verse 2]

[A] Treasure these few [Bm] words 'til we're to-[A] gether,
 Keep [E] all my love for-[F#m] ever,
 [E] P. S. I love [F] you [F]//
 [G]// You, you, [A] you [A]



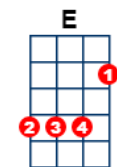
[Verse 3]

[A] I'll be coming [Bm] home again to [A] you, love,
 And [E] 'til the day I [F#m] do, love,
 [E] P. S. I love [F] you [F]//
 [G]// You, you, [A] you. [A]



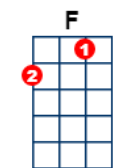
[Verse 1.2]

[D] As I write this [A] letter,
 [D] Send my love to [A] you,
 Re-[D] member that I'll [A] always,
 [A]// Be in [E]// love with [A] you.



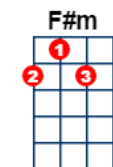
[Verse 2.2]

[A] Treasure these few [Bm] words 'til we're to-[A] gether,
 Keep [E] all my love for-[F#m] ever,
 [E] P. S. I love [F] you [F]//
 [G]// You, you, [A] you [A]



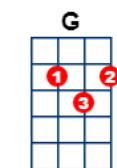
[Verse 1.3]

[D] As I write this [A] letter, (O-o-oh)
 [D] Send my love to [A] you, (You know I want you to)
 Re-[D] member that I'll [A] always, (Yea-eh-eah)
 [A]// Be in [E]// love with [A] you.



[Verse 3.2]

[A] I'll be coming [Bm] home again to [A] you, love,
 And [E] 'til the day I [F#m] do, love,
 [E] P. S. I love [F] you [F]//
 [G]// You, you, [A] you. [A]



[Outro]

[F] You, [G] you, [A] you [A]//

[F] I [G] love [A] you. [A].

P. S. I Love You. (G) (McCartney, Lennon) (B side to Love Me Do)
[Listen on Youtube](#) 4/4 Time. 134 BPM. 1st note sung = B.



[Verse 1]

[G] As I write this [D] letter,
 [G] Send my love to [D] you,
 Re-[G] member that I'll [D] always,
 [D]// Be in [A]// love with [D] you.

[Verse 2]

[D] Treasure these few [Em] words 'til we're to-[D] gether,
 Keep [A] all my love for-[Bm] ever,
 [A] P. S. I love [Bb] you [Bb]//
 [C]// You, you, [D] you [D]

[Verse 3]

[D] I'll be coming [Em] home again to [D] you, love,
 And [A] 'til the day I [Bm] do, love,
 [A] P. S. I love [Bb] you [Bb]//
 [C]// You, you, [D] you. [D]

[Verse 1.2]

[G] As I write this [D] letter,
 [G] Send my love to [D] you,
 Re-[G] member that I'll [D] always,
 [D]// Be in [A]// love with [D] you.

[Verse 2.2]

[D] Treasure these few [Em] words 'til we're to-[D] gether,
 Keep [A] all my love for-[Bm] ever,
 [A] P. S. I love [Bb] you. [Bb]//
 [C]// You, you, [D] you [D]

[Verse 1.3]

[G] As I write this [D] letter, (O-o-oh)
 [G] Send my love to [D] you, (You know I want you to)
 Re-[G] member that I'll [D] always, (Yea-eh-eah)
 [D]// Be in [A]// love with [D] you.

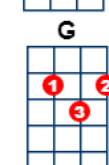
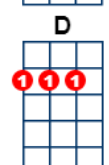
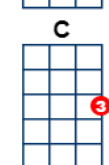
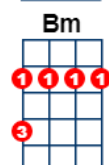
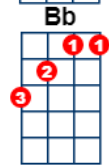
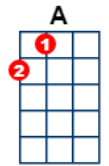
[Verse 3.2]

[D] I'll be coming [Em] home again to [D] you, love,
 And [A] 'til the day I [Bm] do, love,
 [A] P. S. I love [Bb] you [Bb]//
 [C]// You, you, [D] you [D]//

[Outro]

[Bb]/ You, [C]/ you, [D] you [D]//

[Bb]/ I [C]/ love [D] you. [D]/.

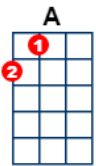


Penny Lane (Double A side with Strawberry Fields Forever, 1967)
[Listen on Youtube](#) 4/4 Time. 114 BPM. Original key = B. 1st notes sung = E,A,B,C#



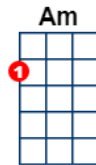
[Verse 1]

In Penny [A] Lane there is a [F#m] barber showing [Bm] photographs [E7]
of every [A] head he's had the [F#m] pleasure to have [Am] known
And all the people that come and [F] go stop and [E7] say hello. [E7]



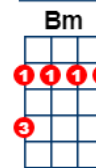
[Verse 2]

On the [A] corner is a [F#m] banker with a [Bm] motor car. [E7]
The little [A] children laugh at [F#m] him behind his [Am] back.
And the banker never wears a [F] Mac in the [E7] pouring rain, [D]/// very strange.



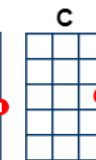
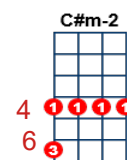
[Chorus]

Penny [G] Lane is in my [Bm] ears and in my [C] eyes. [C]
[G] There beneath the [Bm] blue suburban [C] skies I sit and, [E7]/// meanwhile back



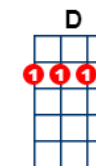
[Verse 3]

In Penny [A] Lane there is a [F#m] fireman with an [Bm] hour glass [E7]
and in his [A] pocket is a [F#m] portrait of the [Am] queen.
He likes to keep his fire engine [F] clean, it's a [E7] clean machine. [E7]



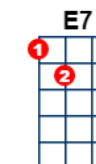
[Interlude] (*piccolo trumpet*)

[A]// [F#m]// [D]// [E7]//, [A]// [F#m]// [Am]
[Fmaj7] [F] [E7] [D]///.



[Chorus 2]

Penny [G] Lane is in my [Bm] ears and in my [C] eyes. [C]
[G] - - A four of [Bm] fish and finger [C] pies in summer, [E7]/// meanwhile back



[Verse 4]

Behind the [A] shelter in the [F#m] middle of the [Bm] roundabout [E7]
The pretty [A] nurse is selling [F#m] poppies from a [Am] tray
And though she feels as if she's in a [F] play
She is [E7] anyway. [E7]



[Verse 5]

In Penny [A] Lane the barber [F#m] shaves another [Bm] customer. [E7]
We see the [A] banker sitting, [F#m] waiting for a [Am] trim
And then the fireman rushes [F] in from the [E7] pouring rain, [D]/// very strange.



[Chorus]

Penny [G] Lane is in my [Bm] ears and in my [C] eyes. [C]
[G] There beneath the [Bm] blue suburban [C] skies I sit and, [E7]/// meanwhile back



(Key change)

Penny [A] Lane is in my [C#m-2] ears and in my [D] eyes. [D]
[A] There beneath the [C#m-2] blue suburban [D] skies. [D]
Penny Lane [A]/

Please Please Me. (Lennon, McCartney) Original key = E

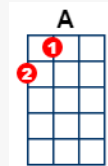
[Listen to Song on Youtube](#) Capo on 2. 139 BPM. 4/4 Time



Intro: [D] x 4

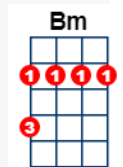
[Verse 1]

[D] - Last night I [D] said these words to [G]// my [D]/// girl [F]// [G]// [A]///
[D] - I know you [D] never even [G]// try, [D]/// girl [D] / / / / /
[G] Come on...[Em] Come on...[Bm] Come on...[G] Come on...
Please [D] please me, whoa [G]// yeah, like [A]// I please [D] you [G]// [A]//



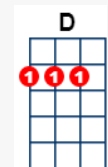
[Verse 2]

[D] - You don't need me to show the [G]// way, [D]/// love [F]// [G]// [A]///
[D] - Why do I always have to [G]// say [D]/// love [D] / / / / /
[G] Come on...[Em] Come on...[Bm] Come on...[G] Come on...
[D] Please please me, whoa [G]// yeah, like [A]// I please [D] you [D]



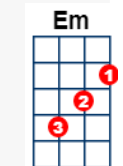
[Bridge]

[G] I don't wanna sound complainin'
[A] But you know there's always rain in [G]// my [D] heart (In [G]// my [D]// heart)
[G] I do all the pleasin' with you, [A] it's so hard to reason
With [D] you, whoah [G]// yeah, why [A]// do you make me [D] blue [G]// [A]//



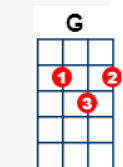
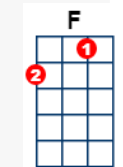
[Verse 3]

[D] - Last night I [D] said these words to [G]// my [D]/// girl [F]// [G]// [A]///
[D] - I know you [D] never even [G]// try, [D]/// girl [D] / / / / /
[G] Come on...[Em] Come on...[Bm] Come on...[G] Come on...
[D] Please please me, whoa [G]// yeah, like [A]// I please [D]// you



[Outro]

[D]// Me, whoa [G]// yeah, like [A]// I please [D]// you
[D]// Me, whoa [G]// yeah, like [A]// I please [D]// you [F]// [Bb]// [A7]// [D]//.



Revolution 1 (Slow Blues version.) (White Album 1968) 4/4 Time. 100 BPM.

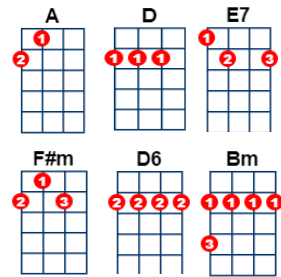
[Listen on Youtube](#) [Vocal Harmonies on Youtube](#)



[Intro] [A]// [F#m]// [A]// [F#m]//, [A]// [F#m]// [A]// [F#m]// x 2

[Verse 1]

You [A] say you want a revolution well you [D] know
We all wanna change the [A] world [A]
You [A] tell me that it's evolution well you [D] know
We all wanna change the [E7] world [E7]



[Bm]/ But when you talk about des-[E7]/ truction
[Bm]/ Don't you know that can [Bm]// count me [F#] out (in)
[E7] - Don't you know its gonna [A] be, al-[D]right
(Baom shoo be doo wah, [D] (baom shoo be doo wah)
Don't you know its gonna [A] be, al-[D]right
(Baom shoo be doo wah, [D] (baom shoo be doo wah)
Don't you know its gonna [A] be, al-[D]right [E7] [E7]
(Baom shoo be doo wah, [D] (baom shoo be doo wah)

[Verse 2]

You [A] say you got a real solution well you [D] know {←} (Harmonise)
We'd all love to see the [A] plan (Shoo be doo wah, (baom shoo be doo wah)
You [A] ask me for a contribution well you [D] know {←} (Harmonise)
We're all doing what we [E7] can (Shoo be doo wah, baom shoo be doo wah)

[Bm]/ Well if you want money for people with [E7]/ minds that hate
[Bm]/ All I can tell you is brother you'll [Bm]// have to [F#] wait
[E7] - Don't you know its gonna [A] be, al-[D]right
(Baom shoo be doo wah, [D] (baom shoo be doo wah)
Don't you know its gonna [A] be, al-[D]right
(Baom shoo be doo wah, [D] (baom shoo be doo wah)
Don't you know its gonna [A] be, al-[D]right [E7] [E7]
(Baom shoo be doo wah, [D] (baom shoo be doo wah)

[Verse 3]

You [A] say you'll change the constitution well you [D] know {←} (Harmonise)
We'd all love to change your [A] head (Shoo be doo wah, [A] (baom shoo be doo wah)
You [A] tell me it's the institution well you [D] know {←} (Harmonise)
You'd better free your mind in-[E7]stead (Shoo be doo wah, [A] (baom shoo be doo wah)

[Bm]/ But if you go carrying pictures of [E7]/ Chairman Mao
[Bm]/ You ain't gonna make it with anyone [Bm]// any [F#] how
[E7] - Don't you know its gonna [A] be, al-[D]right
(Baom shoo be doo wah, [D] (baom shoo be doo wah)
Don't you know its gonna [A] be, al-[D]right
(Baom shoo be doo wah, [D] (baom shoo be doo wah)
Don't you know its gonna [A] be, al-[D]right [E7] [E7]
(Baom shoo be doo wah, [D] (baom shoo be doo wah)
Al-[A]right, Al-[D]right x 3
(Baom shoo be doo wah, [D] (baom shoo be doo wah) x 3

[E7] [E7] [A]/.

Sgt. Pepper's Lonely Hearts Club Band. (Lennon, McCartney)

[Listen on Youtube](#) 4/4 Time.186 BPM.



[Intro]

[A] [A] [C7] [C7], [G] [G] [G] [G]

It was [G] twenty years ago to-[A7]day
Sergeant [C7] Pepper taught the band to [G] play
They've been [G] going in and out of [A7] style
But they're [C7] guaranteed to raise a [G] smile
So [A7] may I introduce to you
The [C7] act you've known for all these years
[G7] Sergeant Pepper's [C7] Lonely Heart's Club [G] Band [G]

[Trumpet Solo]

[C] [C] [F7] [F7] [C7] [C7] [D7] [D7] [D7] [D7]/ - - -

[Chorus]

We're [G] Sergeant Pepper's [Bb] Lonely [C] Heart's Club [G] Band
We [C] hope you will enjoy the [G] show [G]
[G] Sergeant Pepper's [Bb] Lonely [C] Heart's Club [G] Band
Sit [A7] back and let the evening [D7]/ go - - -, - - -

[Bridge]

[C] Sergeant Pepper's Lonely
[G] Sergeant Pepper's Lonely
[A7] Sergeant Pepper's Lonely
[C7]/ Heart's [C7]/ Club [G7]/ Band [G7]//

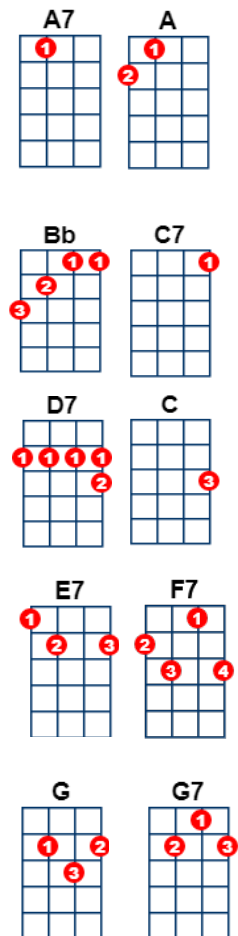
It's [C7] wonderful to be here
It's [F7] certainly a thrill
[C7] You're such a lovely audience
We'd [D7] like to take you [D7] home with us
We'd [D7] love to take you home [D7] / - - -

I don't [G] really wanna stop the [A7] show
But I [C7] thought you might like to [G7] know
That the [G] singer's gonna sing a [A7] song
And he [C7] wants you all to sing a-[G7]long
So [A7] let me introduce to you
The [C7] one and only Billy Shears
[G7] Sergeant Pepper's [C7] Lonely Heart's Club [G] Band [G]

Outro to With A Little Help From My Friends (Different because its Original Key is E)

[C] [C] [C] [C] [C] Bi.....[D]lly....[E7] // Shears [F] // [C] // [D7] //

[G] What would you [D] think if I [Am] sang out of tune, etc.....



She Loves You. The Beatles. (Lennon, McCartney)

Listen to Song on YouTube 152 BPM. 4/4 Time. 1st notes sung = D,E.



[Intro]

[G-2] can also be played as [Gadd9]

She [Em] loves you, yeah, yeah, yeah

She [A7] loves you, yeah, yeah, yeah

She [C] loves you, yeah, yeah, [Em7] yeah [Em7]

[Verse 1]

You [G] think you've lost your [Em] love

Well I [Bm] saw her yester-[D]day

It's [G] you she's thinking [Em] of

And she [Bm] told me what to [D] say

[Chorus]

She says she [G] loves you

And you know that can't be [Em]/- bad [G-2]/- [Bm]/- [Em7]/-

Yes she [Cm] loves you

And you know you should be [D7] glad [D7]

[Verse 2]

She [G] said you hurt her [Em] so

She [Bm] almost lost her [D] mind

But [G] now she says she [Em] knows

You're [Bm] not the hurting [D] kind

[Chorus]

She says she [G] loves you

And you know that can't be [Em]/- bad [G-2]/- [Bm]/- [Em7]/-

Yes she [Cm] loves you

And you know you should be [D7] glad [D7] Oooh

[Post-chorus]

She [Em] loves you, yeah, yeah, yeah

She [A7] loves you, yeah, yeah, yeah

With a [Cm]/// love like that -

You [D]// know you [D7]// should be [G] glad [G]

[Verse 3]

You [G] know it's up to [Em] you

I [Bm] think it's only [D] fair

[G] Pride can hurt you [Em] too

A-[Bm]pologize to [D] her

[Chorus]

Because she [G] loves you

And you know that can't be [Em]/- bad [G-2]/- [Bm]/- [Em7]/-

Yes she [Cm] loves you

And you know you should be [D7] glad [D7] Oooh

[Post-chorus]

She [Em] loves you, yeah, yeah, yeah

She [A7] loves you, yeah, yeah, yeah

With a [Cm]/// love like that -

You [D]// know you [D7]// should be [G]// glad [Gmaj7]// [Em]

[Coda]

With a [Cm]/// love like that -

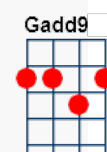
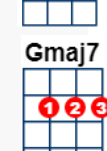
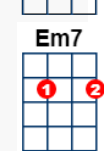
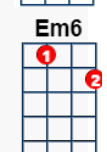
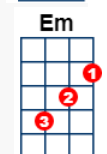
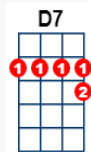
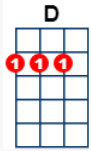
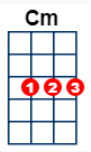
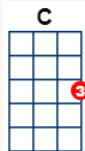
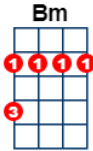
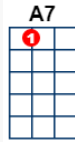
You [D]// know you [D7]// should be [G]// glad [Gmaj7]// [Em]///

[Em]/ With a [Cm]/// love like that -

You [D7] /. know you shou....uld ... be [G]// glad [Gmaj7]// [Em7]

[Em6] - - Yeah, [Em6] yeah, yeah

[C] - - Yeah, [C] yeah, yeah, [Em7] / yeah.



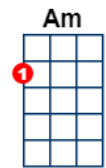
She's Leaving Home. The Beatles: Original key C#.

[Listen on Youtube](#) Underlined words start together. 3/4 Time. 130 BPM

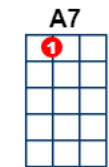


(Intro) [D] [D] [D] [D]

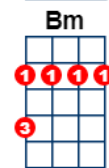
[D] Wednesday [Am] morning at [Em7] five o'clock as the
[Bm] day begins [Bm] [E7] [E7]
[Em7] Silently closing her [A7] bedroom door [A7]
[Em7] Leaving the note that she [A7] hoped would say more



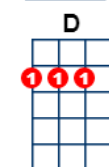
She goes [D] down-[Am] stairs to the [Em7] kitchen clutching her
[Bm] handkerchief [Bm] [E7] [E7]
[Em7] Quietly turning the [A7] backdoor key [A7]
[Em7] Stepping outside she is [A7] free [A7]



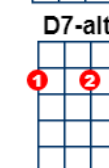
[D] She - - (We gave her most of our lives)
Is [D] leaving - (Sacrificed most of our lives)
[D] Home - - (We gave her [D7] everything money could [Bm] buy)
[Bm] She's leaving home after [E7] living alone for so [Bm] many years [Bm] [E7]
(Bye - - bye)



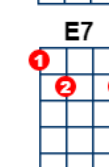
[D] Father [Am] snores as his [Em7] wife gets into her
[Bm] dressing gown, [Bm] [E7] [E7]
[Em7] Picks up the letter that's [A7] lying there. [A7]
[Em7] Standing alone at the [A7] top of the stairs, [A7]



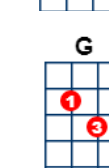
She breaks [D] down and [Am] cries to her [Em7] husband, Daddy, our
[Bm] baby's gone. [Bm] [E7] [E7]
[Em7] Why would she treat us so [A7] thoughtlessly? [A7]
[Em7] How could she do this to [A7] me? [A7]



[D] She - - (We never thought of ourselves)
Is [D] leaving - (Never a thought for ourselves)
[D] Home - - (We struggled [D7] hard all our lives to get [Bm] by)
[Bm] She's leaving home after [E7] living alone for so [Bm] many years [Bm] [E7]
(Bye- - - - -bye)



[D] Friday [Am] morning at [Em7] nine o'clock, she is [Bm] far away [Bm] [E7] [E7]
[Em7] Waiting to keep the app-[A7] ointment she made [A7]
[Em7] Meeting a man from the [A7] motor trade [A7]



[D] She - - (What did we do that was wrong?)
Is [D] having - (We didn't know it was wrong)
[D] Fun - - Fun is the [D7] one thing that money can't [Bm] buy
[Bm] Something inside that was [E7] always denied for so [Bm] many years [Bm] [E7] [E7]

[Bm] ↑ She's leaving [E7] home [E7] (bye [G] bye) [G] [D] /.
(Slowing)

Something. (Harrison) Abbey Road 1969.

[Listen on Youtube](#) 4/4 Time. 134 BPM.

Intro: **[F]** **[Eb]/ - [G]/ -**

Tab 1

```
A|--0---3---0-|-1----2---|-3--|
E|-----|-----|-----|
C|-----|-----|-----|
G|-----|-----|-----|
```

Tab 2

```
A|--0---3---0-|-1----2---|-4--|
E|-----|-----|-----|
C|-----|-----|-----|
G|-----|-----|-----|
```



Verse 1:

[C] Something in the **[C]** way she **[Cmaj7]** moves, **[Cmaj7]**

[C7] Attracts me **[C7]** like no other **[F]** lover. **[F]// [Am]//**

[D7] Something in the **[D7]** way she **[G]** woos me. **[G]**

[Am] I don't wanna leave her now, **[Amaj7]**

[Am7] You know I believe, and **[D7]** how. **[F] [Eb]/ - [G]/ -**

Tab 1

Verse 2:

[C] Somewhere in her **[C]** smile she **[Cmaj7]** knows, **[Cmaj7]**

[C7] That I don't **[C7]** need no other **[F]** lover. **[F]// [Am]//**

[D7] Something in her **[D7]** style that **[G]** shows me. **[G]**

I **[Am]** don't wanna leave her now, **[Amaj7]**

You **[Am7]** know I believe and **[D7]** how **[F] [Eb]/ - [G]/ - [A] [A]**

Tab 2

Bridge:

[A] - - You're asking **[C#m]** me will my love **[F#m]** grow,

[A] - - I don't **[D]** know, **[G]** I don't **[A]** know **[A]**

[A] You stick a-**[C#m]**round now, it may **[F#m]** show, **[A]**

I don't **[D]** know, **[G]** I don't **[C]** know **[C]**

Tab 4

Instrumental:

[C] Something in the **[C]** way she **[Cmaj7]** moves, **[Cmaj7]**

[C7] Attracts me **[C7]** like no other **[F]** lover. **[F]// [Am]//**

[D7] Something in the **[D7]** way she **[G]** woos me. **[G]**

[Am] I don't wanna leave her now, **[Amaj7]**

[Am7] You know I believe, and **[D7]** how. **[F] [Eb]/ - [G]/ -**

Tab 1

Verse 4:

[C] Something in the **[C]** way she **[Cmaj7]** knows, **[Cmaj7]**

[C7] And all I **[C7]** have to do is **[F]** think of her. **[F]// [Am]//**

[D7] Something in the **[D7]** things she **[G]** shows me. **[G]**

I **[Am]** don't wanna leave her now. **[Amaj7]**

You **[Am7]** know I believe and **[D7]** how.

Outro:

[F] **[Eb]/ - [G]/ - [A] [A]**

Tab 2

```
A|--0---3---0-|-1----2---|-4--|
E|-----|-----|-----|
C|-----|-----|-----|
G|-----|-----|-----|
```

Tab 3

```
A|----11-9-7-4--|
E|-----|-----|
C|-----|-----|
G|-----|-----|
```

[F] **[Eb]/ - [G]/ - [C]/.**

Tab 1

```
A|--0---3---0-|-1----2---|-3--|
E|-----|-----|-----|
C|-----|-----|-----|
G|-----|-----|-----|
```

Chord diagrams for:

- A: 1 on 2nd string, 2 on 4th string
- Am7: 1 on 2nd string, 2 on 4th string, 3 on 5th string
- Amaj7: 1 on 2nd string, 2 on 4th string, 3 on 5th string, 4 on 1st string
- C7: 1 on 2nd string, 2 on 4th string, 3 on 5th string, 4 on 1st string
- Cmaj7: 1 on 2nd string, 2 on 4th string, 3 on 5th string, 4 on 1st string
- Am: 1 on 2nd string, 2 on 4th string, 3 on 5th string
- D: 1 on 2nd string, 2 on 4th string, 3 on 5th string, 4 on 1st string
- D7-alt: 1 on 2nd string, 2 on 4th string, 3 on 5th string, 4 on 1st string
- C: 1 on 2nd string, 2 on 4th string, 3 on 5th string, 4 on 1st string
- C#m-2: 1 on 2nd string, 2 on 4th string, 3 on 5th string, 4 on 1st string
- Eb: 1 on 2nd string, 2 on 4th string, 3 on 5th string, 4 on 1st string
- F#m: 1 on 2nd string, 2 on 4th string, 3 on 5th string, 4 on 1st string
- F: 1 on 2nd string, 2 on 4th string, 3 on 5th string, 4 on 1st string
- G: 1 on 2nd string, 2 on 4th string, 3 on 5th string, 4 on 1st string

Tab 4

```
A|-3-2-0-|-----|-----|
E|-----|-3-0-|-----|
C|-----|-----|-2-|-0-|
G|-----|-----|-----|
```

Tell Me Why: (Lennon, McCartney) A Hard Day's Night 1964.

[Listen to Song on Youtube](#) Note Off Beats. 4/4 Time. 150 BPM. 1st note sung F#



Intro:

[Em7]/- [A7]/-, [Em7]/- [A7]/-, [Em7]/- [A7]/-, [A7]//

Chorus:

[A7]// Tell me [D] why..y..y..[Bm]..y you cried,
[Em] - and why you [A7] lie..ie..ied to [D] me- {↑} ee
[A7]/- // Tell me [D] why..y..y..[Bm]..y you cried,
[Em] - and why you [A7] lie..ie..ied to [D] me.

Verse 1.

[A7]/- / Well, I [D] gave you everything I [Bm] had,
But you [Em] left me sitting on my [A7] own.
Did you [D] have to treat me, oh, so [Bm] bad?
All I [Em] do is hang my head and [A7]// moan.

Chorus:

[A7]// Tell me [D] why..y..y..[Bm]..y you cried,
[Em] - and why you [A7] lie..ie..ied to [D] me- {↑} ee [A7]/-
[A7]// Tell me [D] why..y..y..[Bm]..y you cried,
[Em] - and why you [A7] lie..ie..ied to [D] me.

Verse 2.

[A7]/- / If it's [D] something I have said or [Bm] done,
Tell me [Em] what and I'll apolo-[A7] gise.
If you [D] don't, I really can't go [Bm] on,
Holding [Em] back these tears in my [A7]// eyes.

Chorus:

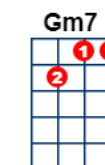
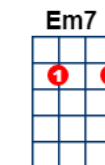
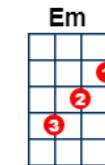
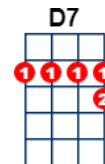
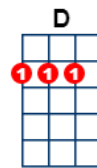
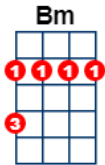
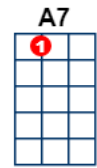
[A7]// Tell me [D] why..y..y..[Bm]..y you cried,
[Em] - and why you [A7] lie..ie..ied to [D] me- {↑} ee [A7]/-
[A7]// Tell me [D] why..y..y..[Bm]..y you cried,
[Em] - and why you [A7] lie..ie..ied to [D] me.

Bridge

[D7] - - - Well, I'm [G7] beggin' on my bended knees,
if you'll [A7] only listen to my pleas,
{↑}Is there [Bm] anything I can {↑}do..{↓}oo?
'cause I [Em] really can't stand it, I'm [A7] so in love with [D] you. [A7]//

Outro:

[A7]// Tell me [D] why..y..y..[Bm]..y you cried,
[Em] - and why you [A7] lied to [D] me- {↑} ee [A7]/-
[A7]// Tell me [D] why..y..y..[Bm]..y you cried,
[Em] - and why you [A7] lie..ie..ied to [D]/ me / - [Gm7]/- / - [A7]/- / - [D]/.



Thank You Girl. "B" side of "From Me To You." 1963

[Listen to Song on Youtube](#) 4/4 Time. 135 BPM. 1st notes sung = C#, B.



[Intro] [A] Owh, [G] owh, Mmm,

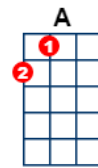
[Verse 1] (2 beats per chord)

[D] You [G] be good to [D] me

[G] you make me [D] glad [F#m] when I was [D] blue [G]

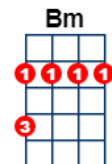
[D] And [G] eterna-[D]lly

[G] I'll always [D] be [F#m] in love with [D] you. [D]



[Chorus] (4 beats per chord)

And [G] all I gotta [A] do is [G] thank you girl, [A] {↓} thank you {↓} girl.



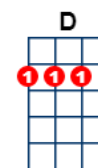
[Verse 2] (2 beats per chord)

[D] I [G] can tell the [D] world

[G] A thing or [D] two [F#m] about our [D] love [G]

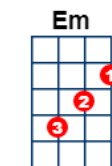
[D] I [G] know little [D] girl,

[G] Only a [D] fool [F#m] would doubt our [D] love. [D]



[Chorus] (4 beats per chord)

And [G] all I gotta [A] do is [G] thank you girl, [A] {↑} thank you {↑} girl.



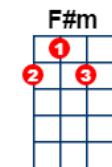
[Bridge] (4 beats per chord)

[Bm] Thank you girl for [D] loving me the

[A] Way that you do. [A] (Way that you do.)

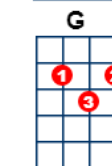
[Em] That's the kind of [A] love that is too

[D] Good to be true. [D]



[Chorus] (4 beats per chord)

And [G] all I gotta [A] do is [G] thank you girl, [A] {↑} thank you {↑} girl.



[Instrumental] [A] [G] Repeat Intro: [A] Owh, [G] owh, Mmm,

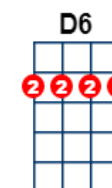
[Verse 3] (2 beats per chord)

[D] You [G] be good to [D] me

[G] you make me [D] glad [F#m] when I was [D] blue [G]

[D] And [G] eterna-[D]lly

[G] I'll always [D] be [F#m] in love with [D] you. [D]



[Chorus] (4 beats per chord)

And [G] all I gotta [A] do is [G] thank you girl, [A] {↓} thank you {↓} girl.

[Instrumental] [A] [G]

[Outro]

[A] Owh, [G] Owh, [D]// Owh, [G]// [D]// [G]//

[A] Owh, [G] Owh, [D]// Owh, [G]// [D]// [G]//

[A] Owh, [G] Owh, 2x speed [D]// [G]// [D]// [G]// [D]//

(Or try using your pinkie for [D6] instead of [G].)

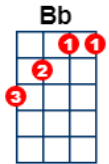
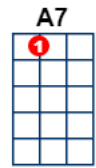
The Fool On The Hill. (Lennon, McCartney) Magical Mystery Tour E.P. 1967
[Listen to song on Youtube](#) 4/4 Time. 72/144 BPM.



Intro. [D6] [D6]

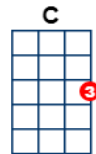
[Verse 1]

[D6] Day after day [D6] [Em7] alone on a hill, [Em7]
 The [D6] man with the foolish [D6] grin is keeping [Em7] perfectly still, [Em7]
 But [Em7] nobody wants to [A7] know him,
 They can [D6] see that he's just a [D6] fool,
 And [Em7] he never gives an [A7] answer,



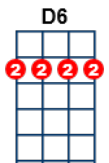
[Chorus]

But the [Dm] fool on the [Dm] hill, sees the [Bb] sun going [Bb] down,
 And the [C] eyes in his [C] head, see the
 [Dm] world spinning [Dm7] 'round. [D6] [D6]



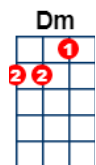
[Verse 2]

[D6] Well on the way [D6] [Em7] head in a cloud, [Em7]
 The [D6] man of a thousand [D6] voices talking [Em7] perfectly loud [Em7]
 But [Em7] nobody ever [A7] hears him,
 Or the [D6] sound he appears to [D6] make,
 And [Em7] he never seems to [A7] notice,



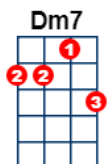
[Chorus]

But the [Dm] fool on the [Dm] hill, sees the [Bb] sun going [Bb] down,
 And the [C] eyes in his [C] head, see the
 [Dm] world spinning [Dm7] 'round. [D6] [D6]



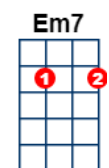
[Short Instrumental & Verse 3]

[D6] Well on the way [D6] [Em7] head in a cloud, [Em7]
 The [D6] man of a thousand [D6] voices talking [Em7] perfectly loud [Em7]
 [Em7] Nobody seems to [A7] like him
 They can [D6] tell what he wants to [D6] do.
 And [Em7] he never shows his [A7] feelings,



[Chorus]

But the [Dm] fool on the [Dm] hill, sees the [Bb] sun going [Bb] down,
 And the [C] eyes in his [C] head, see the
 [Dm] world spinning [Dm7] 'round. [D6] [D6] - Oh



[Verse 4]

[D6] Ohh, ohh, [D6] ohh, ohh, [Em7] {↑} Ohh.....[Em7]
 [D6] Round and round and [D6] round and round and [Em7] round.....[Em7]
 [Em7] He never listens [A7] to them
 He [D6] knows that they're the [D6] fools
 [Em7] They don't [A7] like him

[Chorus].

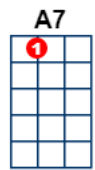
The [Dm] fool on the [Dm] hill, sees the [Bb] sun going [Bb] down,
 And the [C] eyes in his [C] head, see the
 [Dm] world spinning [Dm7] 'round.
 [D6] [D6] - Oh [D6] Ohh, ohh, [D6] ohh, ohh, [Em7]/ {↑} Ohh.....

The Long and Winding Road 4/4 Time 135 BPM

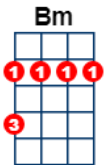
[Listen to Song on YouTube](#) *First 2 notes sung = C#, D*



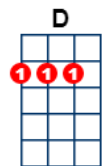
The **[Bm]**/ long and winding **[G]**/ road **[G]**//
[G]// That **[D]**// leads, **[D7]**// to your **[G]** door
[G]// - Will **[F#m]**// never **[Bm]** disappear
 I've **[Em]**// seen that **[A7]**// road be-**[D]**fore
[G] - It **[F#m]**// always **[Bm]** leads me here
[Em]// - Leads me **[A7]**// to you **[D]** door



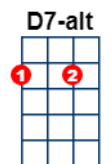
The **[Bm]**/ wild and windy night **[G]**//
[G]// That the **[D]**// rain, **[D7]**// washed a-**[G]**way
[G]// - Has **[F#m]**// left a **[Bm]** pool of tears
[Em]// - Crying **[A7]**// for the **[D]** day
[G]// - Why **[F#m]**// leave me **[Bm]** standing here
[Em]// - Let me **[A7]**// know the **[D]** way



[D]// Many times I've **[G]**// been alone
 And **[F#m]**// many times I've **[A7]**// cried
[D]// Any way you'll **[G]**// never know
 The **[F#m]**// many ways I've **[A7]**// tried

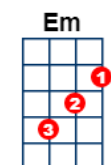


But **[Bm]**/ still they lead me back **[G]**//
[G]// To the **[D]**// long, **[D7]**// winding **[G]** road
[G]// - You **[F#m]**// left me **[Bm]** standing here
[Em]// - A long long **[A7]**// time a-**[D]**go
[G]// - Don't **[F#m]**// leave me **[Bm]** waiting here
[Em]// - Lead me **[A7]**// to your **[D]** door

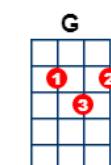
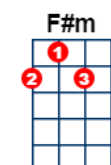


Instrumental:

[D]// **[G]**// **[D]**// **[Em]**/ **[A7]**/
[D]// **[G]**// **[D]**// **[Em]**/ **[A7]**/
[D]// **[G]**// **[D]**// **[Em]**/ **[A7]**/
[D]// **[G]**// **[D]**// **[Em]**/ **[A7]**/



But **[Bm]**/ still they lead me back **[G]**//
[G]// To the **[D]**// long, **[D7]**// winding **[G]** road
[G]// - You **[F#m]**// left me **[Bm]** standing here
[Em]// - A long long **[A7]**// time a-**[D]**go
[G]// - Don't **[F#m]**// leave me **[Bm]** waiting here
[Em]// - Lead me **[A7]**// to your **[D]** door.
[G]/ - /Yeah, - / yeah, / yeah, - **[D]**/ yeah.



The Night Before. (Lennon, McCartney.) Help Album
[Listen to Song on Youtube](#) [Listen to Vocals Only on Youtube](#)
 4/4 Time. 165 BPM. Underlined words start together.



[Intro]

[D] [D] [F] [F] [G] [G] [A] [A]

[Verse 1]

[D] We said our good-**[C]** bye..ye..ye..**[G]** ye's (Ah the [A] night before)
[D] Love was in your **[C]** eye..eye..eye..**[G]** eye's (Ah the [A] night before)
[Bm] Now today I **[Gm6]** find **[Bm]** you have changed your **[Gm6]** mind
[B](Ahh) [Bb](Ahh) [B](Ahh) [Bb](Ahh)
[D] Treat me like you **[G]** did the night be-**[D]**fore **[F]/ // [G]/**

[Verse 2]

[D] Were you telling **[C]** lie..ie..ie..**[G]** ie's (Ah the [A] night before)
[D] Was I so un-**[C]**wi..i..i..**[G]** ise (Ah the [A] night before)
[Bm] When I held you **[Gm6]** near **[Bm]** you were so sin-**[Gm6]** cere
[B](Ahh) [Bb](Ahh) [B](Ahh) [Bb](Ahh)
[D] Treat me like you **[G]** did the night be-**[D]**fore **[D]**

[Middle 8]

[Am] Last night is the **[D]** night I will re-**[G]**member you **[G]** by
[Bm] When I think of **[E7]** things we did it **[A]** makes me wanna **[A]** cry

[Verse 3]

[D] We said our good-**[C]** bye..ye..ye..**[G]** ye's (Ah the [A] night before)
[D] Love was in your **[C]** eye..ye..ye..**[G]** ye's (Ah the [A] night before)
[Bm] Now today I **[Gm6]** find, **[Bm]** you have changed your **[Gm6]** mind
[B](Ahh) [Bb](Ahh) [B](Ahh) [Bb](Ahh)
[D] Treat me like you **[G]** did the night be-**[D]**fore **[F]/ // [G]/ [Yes]**

Instrumental

[D] [C] [G] [A] x 2

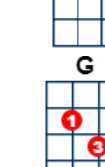
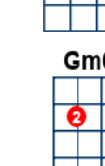
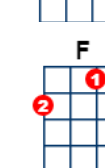
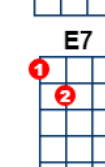
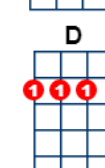
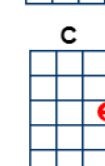
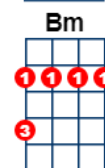
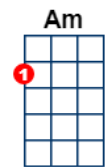
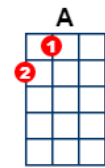
[Bm] When I held you **[Gm6]** near **[Bm]** you were so sin-**[Gm6]** cere
[B](Ahh) [Bb](Ahh) [B](Ahh) [Bb](Ahh)
[D] Treat me like you **[G]** did the night be-**[D]**fore **[D]**

[Middle 8]

[Am] Last night is the **[D]** night I will re-**[G]**member you **[G]** by
[Bm] When I think of **[E7]** things we did it **[A]** makes me wanna **[A]** cry

[Verse 4]

[D] Were you telling **[C]** lie..ie..ie..**[G]** ie's (Ah the [A] night before)
[D] Was I so un-**[C]**wi..i..i..**[G]** ise (Ah the [A] night before)
[Bm] When I held you **[Gm6]** near **[Bm]** you were so sin-**[Gm6]** cere
[B](Ahh) [Bb](Ahh) [B](Ahh) [Bb](Ahh)
[D] Treat me like you **[G]** did the night be-**[D]**fore
[F] - Like the night be-**[D]**fore **[D]/.**



Things We Said Today (McCartney, Lennon) (A Hard Days Night)

[Listen on Youtube](#) 4/4 Time. 140 BPM. 1st note sung = A

Intro: *[Am] *[Am] (* means 1st beat is a triplet.)

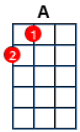


[Am] You say [Em7] you will [Am] love me

[Am] If I [Em7] have to [Am] go

[Am] You'll be [Em7] thinking [Am] of me

[Am] Somehow [Em7] I will [Am] know

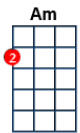


[C] Someday when I'm [C7] lonely

[F] Wishing you weren't so [Bb] far away

[Am] Then I [Em7] will re-[Am] member

[Am] Things we [Em7] said to-[Am] day

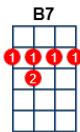


*[Am] - - - - You say [Em7] you'll be [Am] mine, girl

[Am] 'Til the [Em7] end of [Am] time

[Am] These days [Em7] such a [Am] kind girl

[Am] Seems so [Em7] hard to [Am] find

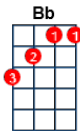


[C] Someday when we're [C7] dreaming

[F] - Deep in love, not a [Bb] lot to say

[Am] Then we [Em7] will re-[Am] member

[Am] Things we [Em7] said to-[A] day

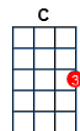


[A] Me, I'm just the [D] lucky kind

[B7] love to hear you [E7] say that love is [A] love

And though we [D] may be blind

[B7] love is here to [Bb] stay and that's

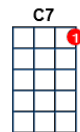


E-[Am] nough to [Em7] make you [Am] mine, girl

[Am] Be the [Em7] only [Am] one

[Am] Love me [Em7] all the [Am] time, girl

[Am] We'll go [Em7] on and [Am] on

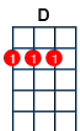


[C] Some day when we're [C7] dreaming

[F] Deep in love, not a [Bb] lot to say

[Am] Then we [Em7] will re-[Am] member

[Am] Things we [Em7] said to-[A] day

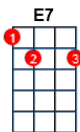


[A] Me, I'm just the [D] lucky kind

[B7] love to hear you [E7] say that love is [A] love

And though we [D] may be blind

[B7] love is here to [Bb] stay and that's

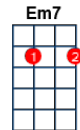


E-[Am] nough to [Em7] make you [Am] mine, girl

[Am] Be the [Em7] only [Am] one

[Am] Love me [Em7] all the [Am] time, girl

[Am] We'll go [Em7] on and [Am] on

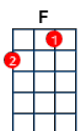


[C] Some day when we're [C7] dreaming

[F] Deep in love, not a [Bb] lot to say

[Am] Then we [Em7] will re-[Am] member

[Am] Things we [Em7] said to-[Am] day *[Am] *[Am] *[Am] *[Am] /.



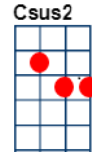
This Boy. (McCartney, Lennon).

[Listen to Song on youtube](#) Capo on 2. 224 BPM. 12/8 Time.

How to Sing This Boy Vocal Harmony on YouTube



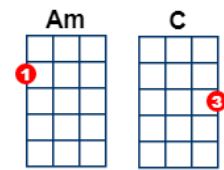
Intro: **[Csus2]** / - - / - - / - -



[C] **[Am]** **[Dm]** **[G7]**
[C] **[Am]** **[Dm]** **[G7]**

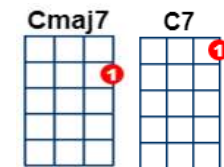
Verse 1

[Cmaj7] That boy, **[Am]**, **[Dm]** took my **[G7]** love a-**[Cmaj7]** way **[Am]**
[Dm] Though he'll re-**[G]**ret it some **[Cmaj7]** day **[Am]**
[Dm]/ This boy **[G7]**/ wants you back a-**[Cmaj7]**gain **[Am]** **[Dm]** **[G7]**



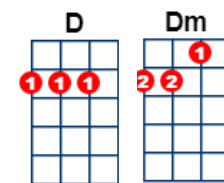
Verse 2

[Cmaj7] That boy, **[Am]**, **[Dm]** isn't **[G7]** good for **[Cmaj7]** you **[Am]**
[Dm] Though he may **[G]** want you **[Cmaj7]** too **[Am]**
[Dm]/ This boy **[G7]**/ wants you back a-**[C]**gain **[C]** **[C7]** **[C7]** Oh, and



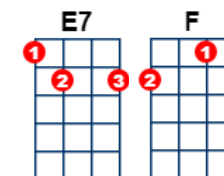
Bridge

[F] this boy, would be **[E7]** happy
Just to **[Am]** love you, but oh **[C]** my-y-**[C7]** y-y
[F] That boy, won't be **[D]** happy
[G7] Till he's **[G7sus4]** seen you **[G]**/ cry-y-y.



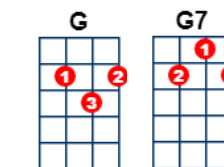
Verse 3

[Cmaj7] This boy, **[Am]**, **[Dm]** wouldn't **[G]** mind the **[Cmaj7]** pain **[Am]**
[Dm] Would always **[G]** feel the **[Cmaj7]** same **[Am]**
If **[Dm]**/ this boy **[G7]**/ gets you back a-**[C]**gain **[C7]** Oh, and



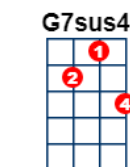
Bridge

[F] this boy, would be **[E7]** happy
Just to **[Am]** love you, but oh **[C]** my-y-**[C7]** y-y
[F] That boy, won't be **[D]** happy
[G7] Till he's **[G7sus4]** seen you **[G]**/ cry-y-y. Oh



Verse 4

[Cmaj7] This boy, **[Am]**, **[Dm]** wouldn't **[G]** mind the **[Cmaj7]** pain **[Am]**
[Dm] Would always **[G]** feel the **[Cmaj7]** same **[Am]**
If **[Dm]**/ this boy **[G7]**/ gets you back a-**[Cmaj7]**gain **[Am]** **[Dm]** **[G]**



Tab 1
A|-3-2-0-2-|
E|-----|
C|-----|
G|-----|

Coda

[Cmaj7] This boy **[Am]** **[Dm]** **[G]** (or replace Dm & G with Tab 1 (Notes C,B,A,B))
[Cmaj7] This boy **[Am]** **[Dm]** **[G]**
[Cmaj7] / This **[Cmaj7]** / boy...

(Extra verse & bridge added to lengthen the 2 min 12 sec original)

Back to Index V4


Ticket To Ride (Lennon/McCartney) 1965 4/4 Time. 123 BPM
[Listen on Youtube](#) (Verse lines start with 2 beats per chord but end in 4)



[Intro]. [A] [Asus4] x 4, or play Tab 1 x 4 (Low G string sounds better)

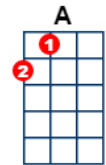
[Verse 1]

I [A] think I'm [Asus4] gonna be [A] sad, I [Asus4] think it's to-[A] day, [A] yeah
 The [A] girl that's [Asus4] driving me [A] mad is [Asus4] going a-[Bm] way [E7]



[Chorus]

[F#m] She's got a ticket to [D] ride, [F#m] she's got a ticket to [D]/ ri-hi-hide
 [F#m] She's got a ticket to [E7] ride, and she don't [A] care. [A]

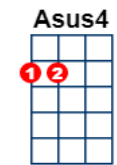


[Verse 2]

She [A] said that [Asus4] living with [A] me is [Asus4] bringing her [A] down, [A] yeah
 [A] she would [Asus4] never be [A] free when [Asus4] I was a-[Bm] round [E7]

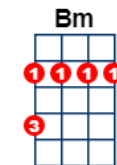
[Chorus]

[F#m] She's got a ticket to [D] ride, [F#m] she's got a ticket to [D]/ ri-hi-hide
 [F#m] She's got a ticket to [E7] ride, and she don't [A] care. [A]



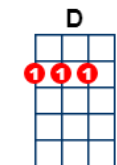
[Bridge]

I [D] don't know why she's riding so high
 She ought to think twice, she ought to do right by [E7] me
 [D] Before she gets to saying goodbye,
 She ought to think twice, she ought to do right by [E7] me [E7]



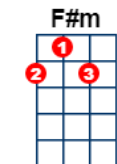
[Verse 1 repeat]

I [A] think I'm [Asus4] gonna be [A] sad, I [Asus4] think it's to-[A] day, [A] yeah
 The [A] girl that's [Asus4] driving me [A] mad is [Asus4] going a-[Bm] way [E7]



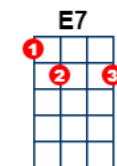
[Chorus]

Ah [F#m] She's got a ticket to [D] ride, [F#m] she's got a ticket to [D]/ ri-hi-hide
 [F#m] She's got a ticket to [E7] ride, and she don't [A] care. [A]



[Bridge]

I [D] don't know why she's riding so high
 She ought to think twice, she ought to do right by [E7] me
 [D] Before she gets to saying goodbye,
 She ought to think twice, she ought to do right by [E7] me [E7]



[Verse 2 repeat]

She [A] said that [Asus4] living with [A] me is [Asus4] bringing her [A] down, [A] yeah
 [A] she would [Asus4] never be [A] free when [Asus4] I was a-[Bm] round [E7]

Ah [F#m] She's got a ticket to [D] ride, [F#m] she's got a ticket to [D]/ ri-hi-hide.
 [F#m] She's got a ticket to [E7] ride, and she don't [A] care. [A]/.

[Coda]

[NC] My baby don't [A] care [Asus4]
 [A] - My [Asus4] baby don't [A] care [Asus4]
 [A] - My [Asus4] baby don't [A] care [Asus4]
 [A] - My [Asus4] baby don't [A] care [Asus4] [A] /.

TWO OF US. (Lennon, McCartney.) Verses 4/4 & 2/4 Time, Chorus 3/4 & 2/4. 127 BPM
[Listen to song on Youtube.](#) [Listen to Vocals only on Youtube.](#) (Let It Be Album.)
 Main melody and Harmony start together. 1st Main melody note sung, D, Harmony, B.



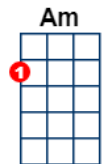
Intro. **[G] [G] [G] [G]** (Play 4 bars of chords or Tab x4.)

[G] Two of us riding **[G]** nowhere, spending **G**// someone's
[C]// hard **[G]**// earned **[Am7]** pay.
[G] You and me Sunday **[G]** driving, not a-**G**//riving,
[C]// on **[G]**// our **[Am7]** way - back -



Chorus

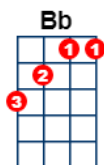
[G]// home **[D]**// - We're on our **[C]**/ way
[G]// home **[D]**// - We're on our **[C]**/ way
[G]// home **[C]**// - We're going **[G]**/ home - - - .



Repeat Intro.

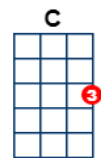
[G] [G] [G] [G] (Play 4 bars of chords or Tab x4)

[G] Two of us sending **[G]** postcards, writing **G**// letters,
[C]// on **[G]**// my **[Am7]** wall.
[G] You and me burning **[G]** matches, lifting **G**// latches,
[C]// on **[G]**// our **[Am7]** way - back -



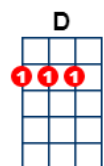
Chorus

[G]// home **[D]**// - We're on our **[C]**/ way
[G]// home **[D]**// - We're on our **[C]**/ way
[G]// home **[C]**// - We're going **[G]**/ home.

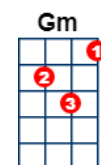


2 bars of 8 drum beats per bar.

[Bb] You and I have **[Dm]** memories
[Gm] Longer than the **[Am]** road that stretches **[D]** out ahead **[D]**

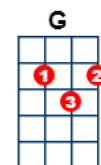


[G] Two of us wearing **[G]** raincoats, standing **G**// solo,
[C]// in **[G]**// the **[Am7]** sun.
[G] You and me chasing **[G]** paper, getting **G**// nowhere,
[C]// on **[G]**// our **[Am7]** way - back -



Chorus

[G]// home **[D]**// - We're on our **[C]**/ way
[G]// home **[D]**// - We're on our **[C]**/ way
[G]// home **[C]**// - We're going **[G]**/ home



2 bars of 8 drum beats per bar.

[Bb] You and I have **[Dm]** memories
[Gm] Longer than the **[Am]** road that stretches **[D]** out ahead **[D]**

[G] Two of us wearing **[G]** raincoats, standing **[G]**// solo,
[C]// in **[G]**// the **[Am7]** sun.
[G] You and me chasing **[G]** paper, getting **[G]**// nowhere,
[C]// on **[G]**// our **[Am7]** way - back -

Chorus

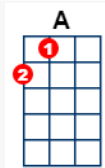
[G]// home **[D]**// - We're on our **[C]**/ way
[G]// home **[D]**// - We're on our **[C]**/ way
[G]// home **[C]**// - We're going **[G]**/ home.

We Can Work It Out – (Lennon, McCartney) 106 BPM.
 4/4 Time, except underlined in “Middle” and “Outro” are ¾.
[Listen to We Can Work It Out on YouTube](#)



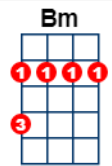
[Verse 1]

[D] - Try to see it [Dsus4] my [D] way
 Do I have to [Dsus4] keep on talking [C] till I can't go [D] on
 [D] - While you see it [Dsus4] your [D] way
 [D] There's a risk of [Dsus4] knowing that our [C] love may soon be [D] gone



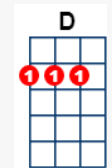
[Chorus]

[G] We can work it [D] out
 [G] We can work it [A] out



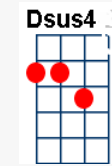
[Verse 2]

[D] - Think of what you're [Dsus4] say-[D]ing
 [D] You can get it [Dsus4] wrong and still you [C] think that it's all [D] right
 [D] - Think of what I'm [Dsus4] say-[D]ing
 [D] We can work it [Dsus4] out and get it [C] straight or say good[D] ni-(↑)ight



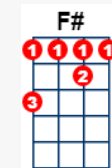
[Chorus]

[G] We can work it [D] out
 [G] We can work it [A] out



[Middle]

[Bm] Life is very short and there's no [G] ti - i - i - i -[F#]-ime
 For [F#] fussing and [Bm]/// fighting my [Bm]/// friend [Bm]/// [Bm]///
 [Bm] I have always thought that it's a [G] cri - i - i - i -[F#]-ime
 So [F#] I will [Bm]/// ask you [Bm]/// once a-[Bm]///gain. [Bm]///



[Verse 3]

[D] - Try to see it [Dsus4] my [D] way,
 only time will [Dsus4] tell if I am [C] right or I am [D] wrong
 [D] - While you see it [Dsus4] your [D] way
 [D] There's a chance that [Dsus4] we might fall a-[C]part before too [D] long



[Chorus]

[G] We can work it [D] out
 [G] We can work it [A] out

[Middle]

[Bm] Life is very short and there's no [G] ti - i - i - i -[F#]-ime
 For [F#] fussing and [Bm]/// fighting my [Bm]/// friend [Bm]/// [Bm]///
 [Bm] I have always thought that it's a [G] cri - i - i - i -[F#]-ime
 So [F#] I will [Bm]/// ask you [Bm]/// once a-[Bm]///gain. [Bm]///

[Verse 4]

[D] - Try to see it [Dsus4] my [D] way,
 only time will [Dsus4] tell if I am [C] right or I am [D] wrong
 [D] - While you see it [Dsus4] your [D] way
 [D] There's a chance that [Dsus4] we might fall a-[C]part before too [D] lo-(↑)ong

[Chorus]

[G] We can work it [D] out
 [G] We can work it [A] out.

[Outro]

[D]/// [Dsus4]/// [D]/.

When I Get Home. (Lennon, McCartney) (Hard days night, 1964)

[Listen on Youtube](#) 4/4 Time. 125 BPM.



[Chorus]

[G7]// Woa-woa [A7] | [A7]//, [G7]// Woa-woa [A7] | [A7]

I got a [D9] whole lot of things to tell [G7] her,
When I get [Am] home. [G7]

[Verse 1]

Come [C7] on, out of my [F] way,
'cause I'm [C7] gonna see my baby to-[F]day,
I've got a [C7] whole lot of things I've gotta [F] say,
To [G7] her.

[G7]// Woa-woa [A7] | [A7]//, [G7]// Woa-woa [A7] | [A7]

I got a [D9] whole lot of things to tell [G7] her, When I get [Am] home. [G7]

[Verse 2]

Come [C7] on, if you [F] please,
I've got [C7] no time for triviali-[F]ties,
I've got a [C7] girl who's waiting home for [F] me to-[G7] night.

[G7]// Woa-woa [A7] | [A7]//, [G7]// Woa-woa [A7] | [A7]

I got a [D9] whole lot of things to tell [G7] her,
When I get [Am] home. [G7]

[Bridge]

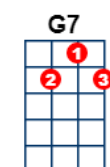
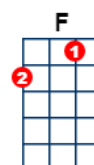
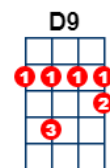
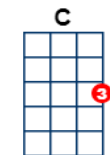
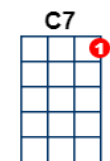
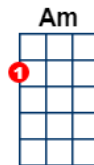
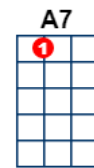
When I'm getting [C] home tonight,
I'm gonna [Am] hold her tight.
I'm gonna [C] love her till the cows come [Am] home,
I bet [F] I'll love her [G7] more,
Till I [F] walk out that [G7] door,
A-[Am]gain. [G7]

[Verse 3]

Come [C7] on, let me [F] through,
I've got [C7] so many things I've got to [F] do,
I've got [C7] no business being here with [F] you,
This [G7] way.

[G7]// Woa-woa [A7] | [A7]//, [G7]// Woa-woa [A7] | [A7]

I got a [D9] whole lot of things to tell [G7] her,
When I get [Am] home. [Am] Yeah.
I got a [D9] whole lot of things to tell [G7] her,
When I get [C]/ home.



When I'm 64. (Lennon, McCartney)

[Listen to Song on YouTube](#) Count: 1 2 1234 {BPM 140

Swing} Intro: **[C] [C] [F]// [G7]// [C]/ [G7]/ [C]/ - [C] [C]**

[C] When I get older losing my hair, many years from **[G]** now
[G7] Will you still be sending me a valentine,
[G] Birthday greetings, **[C]** bottle of wine?
 If I'd been out till quarter to three, **[C7]** Would you lock the **F** door
 Will you still **[Fm]** need me, **[C]** will you still **[A7]** feed me,
[D] When I'm **[G]** sixty-**[C]/** four? **[G7]/ [C]/ -**

[Am] [Am] [G] [Am]

[Am] You'll be **[Am]** older **[E7]** too **[E7]**
[Am](ahh ahh), **[Am]** and if you **[Dm]** say the word
[Dm] [F] I could **[G]** stay with **[C]** you **[G]/ - // [G7] - ///**

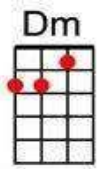
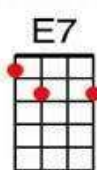

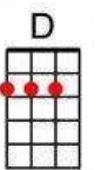
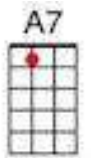
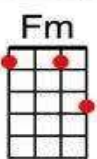
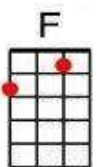
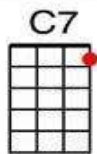
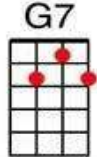
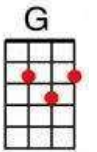
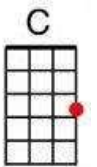
[C] I could be handy mending a fuse, when your lights have **[G]** gone
[G7] You can knit a sweater by the fireside,
[G] Sunday mornings **[C]** go for a ride
 Doing the garden, digging the weeds, **[C7]** Who could ask for **[F]** more?
[F] Will you still **[Fm]** need me, **[C]** will you still **[A7]** feed me,
[D] When I'm **[G]** sixty **[C]///** four? -

[Am] Every summer we can rent a cottage,
 In the Isle of **[G]** Wight, if it's not too **[Am]** dear
 We shall scrimp and **[E7]** save, **[E7]** (*We shall scrimp and save.*)
[Am] - - - **[Am]** Grandchildren **[Dm]** on your knee, **[Dm]**
[F] Vera, **[G]** Chuck, and **[C]** Dave **[G]/ - // [G7] - ///**

[C] Send me a postcard, drop me a line, stating point of **[G]** view
[G7] Indicate precisely what you mean to say,
[G] Yours sincerely, **[C]** wasting away.
 Give me your answer, fill in a form, **[C7]** - mine for ever-**[F]**more

[F] Will you still **[Fm]** need me, **[C]** will you still **[A7]** feed me,
[D] When I'm **[G]** sixty-**[C]** four?

[F] Will you still **[Fm]** need me, **[C]** will you still **[A7]** feed me,
[D] When I'm **[G]** sixty-**[C]/** four? **[G7]/ [C]/.**

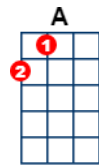


With A Little Help From my Friends. The Beatles.
 Listen on Youtube Original key = E. 112 BPM. Count 1,2,3,4.
 Girls: Sing Green. Boys: Sing Blue *Italics*. All: Sing Black

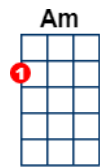


Intro: [F] // [C] // [D7]

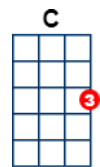
[G]// What would you [D]// think if I [Am] sang out of tune
 Would you [Am]// stand up and [D]// walk out on [G] me
 [G]// Lend me your [D]// ears and I'll [Am] sing you a song
 And I'll [Am]// try not to [D]// sing out of [G] key



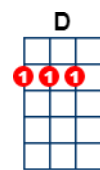
Oh I get [F]// by with a little [C]// help from my [G] friends
 Mmm I get [F]// high with a little [C]// help from my [G] friends
 Mmm gonna [F]// try with a little [C]// help from my [G] friends [D7] [D7]



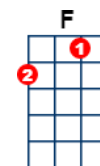
[G]// What do I [D]// do when my [Am] love is away,
 Does it [Am]// worry you to [D]// be a-[G]-lone
 [G]// How do I [D]// feel by the [Am] end of the day
 Are you [Am]// sad because you're [D]// on your [G] own



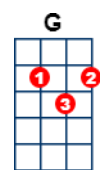
No, I get [F]// by with a little [C]// help from my [G] friends
 Mmm get [F]// high with a little [C]// help from my [G] friends
 Mmm gonna [F]// try with a little [C]// help from my [G] friends



Do you [Em] need any-[A]-body
 I [G]// need some-[F]// -body to [C] love
 Could it [Em] be any-[A]-body
 I [G]// want some-[F]// -body to [C] love



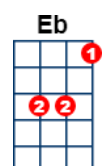
[G]// Would you be-[D]// -lieve in a [Am] love at first sight
 Yes I'm [Am]// certain that it [D]// happens all the [G] time
 [G]// What do you [D]// see when you [Am] turn out the light
 I can't [Am]// tell you but I [D]// know it's [G] mine



Oh I get [F]// by with a little [C]// help from my [G] friends
 Mmm get [F]// high with a little [C]// help from my [G] friends
 Oh I'm gonna [F]// try with a little [C]// help from my [G] friends

Do you [Em] need any-[A]-body
 I [G]// just need [F]// someone to [C] love
 Could it [Em] be any-[A]-body
 I [G]// want some-[F]// -body to [C] love

Oh I get [F]// by with a little [C]// help from my [G] friends
 Mmm gonna [F]// try with a little [C]// help from my [G] friends
 Oh I get [F]// high with a little [C]// help from my [G] friends
 Yes I get [F]// - - - by with a little help from my [C]// - - - friends
 With a little help from my [Eb] frie...[F]...ends [G] /.



Yes It Is. (Lennon, McCartney) B-Side of Ticket To Ride, 1965.

[Listen on Youtube](#) 6/8 Time 133 BPM. Original key E



Tab
[Intro] [C] [G]
 A|---3-----|-----| Fade in each note (Volume pedal)
 E|-----|---3-----|
 C|-----|-----|
 G|-----|-----|

[Verse 1]
[C] If you wear **[F]** red to-**[Dm7]** night **[G7]**
[C] Remember what I **[F]** said to-**[Bb6]** night **[G7]**
 For **[Am]** red is the colour that my **[F]** baby wore
[Bb] And what's more, it's **[Am]** true
[C] Yes it is. **[C]**

[Verse 2]
[C] Scarlet were the **[F]** clothes she **[Dm7]** wore **[G7]**
[C] Everybody **[F]** knows I'm **[Bb6]** sure **[G7]**
[Am] I would remember all the **[F]** things we planned
[Bb] Understand, it's **[Am]** true
[C] Yes it is, it's **[E7]** true,
[C] Yes it is

[Bridge]
[Gm] I could be **[C7]** happy with **[F]** you by my **[Dm]** side
[Gm] If I could for-**[C7]** get her, but **[Am]** it's my pride, Yes it is,
[C] yes it is, Oh, yes it **[D7]** is, **[G7]** yeah

[Verse 3]
[C] Please don't wear **[F]** red to-**[Dm7]** night **[G7]**
[C] This is what I **[F]** said to-**[Bb6]**night **[G7]**
 For **[Am]** red is the colour that will **[F]** make me blue
 In **[Bb]** spite of you, it's **[Am]** true
 Yes it is, it's **[E7]** true
[C] Yes it is

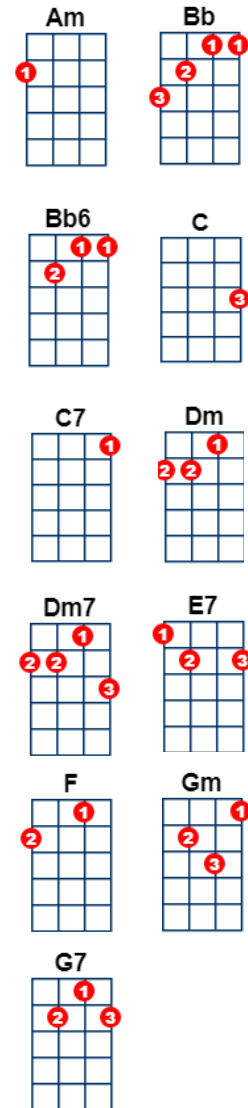
[Bridge]
[Gm] I could be **[C7]** happy with **[F]** you by my **[Dm]** side
[Gm] If I could for-**[C7]** get her, but **[Am]** it's my pride
 Yes it is, **[C]** yes it is, Oh, yes it **[D7]** is, **[G7]** yeah

[Verse 4]
[C] Please don't wear **[F]** red to-**[Dm7]** night **[G7]**
[C] This is what I **[F]** said to-**[Bb6]**night **[G7]**
 For **[Am]** red is the colour that will **[F]** make me blue
 In **[Bb]** spite of you, it's **[Am]** true
[C] Yes it is, it's **[E7]** true
[F] Yes it is, it's **[C]** / true.

[Coda] slower

A|---3-----0--|
 E|-----3--0----|
 C|-----|
 G|-----|

Each note faded in (volume pedal).



Yesterday (Lennon, McCartney) Help album 1965.

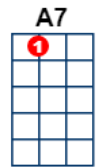
[Listen to Yesterday on YouTube](#) 97 BPM. 4/4 Time.



Intro: [F] [F]

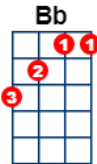
[Verse 1]

[F] Yesterday, [Em7]// - all my [A7]// troubles seemed so [Dm]// far away [Dm7]//
[Bb]// Now it [C7]// looks as though they're [F] here to stay, oh
[Dm]// I be-[G7]//ieve in [Bb]/ yes-[F]//terday



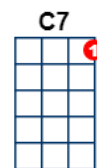
[Verse 2]

[F] Suddenly, [Em7]// I'm not [A7]// half the man I [Dm]// used to be [Dm7]//
[Bb]// There's a [C7]// shadow hanging [F] over me, oh
[Dm]// yester-[G7]// day came [Bb]/ sud-[F]//denly



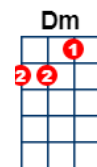
[Chorus]

[Em7]// Why [A7]// she [Dm]// had to [Bb]// go I don't
[C] know, she wouldn't [F] say
[Em7]// I [A7]// said [Dm]// something [Bb]// wrong, now I
[C] long for yester-[F]day



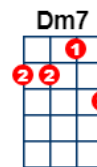
[Verse 3]

[F] Yesterday, [Em7]// - love was [A7]// such an easy [Dm]// game to play [Dm7]//
[Bb]// Now I [C7]// need a place to [F] hide away, oh
[Dm]// I bel-[G7]//ieve in [Bb]/ yes-[F]//terday



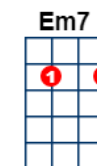
[Chorus]

[Em7]// Why [A7]// she [Dm]// had to [Bb]// go I don't
[C] know, she wouldn't [F] say
[Em7]// I [A7]// said [Dm]// something [Bb]// wrong, now I
[C] long for yester-[F]day -ay -ay -ay.



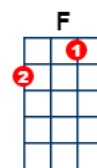
[Verse 4]

[F] Yesterday, [Em7]// - love was [A7]// such an easy [Dm]// game to play [Dm7]//
[Bb]// Now I [C7]// need a place to [F] hide away, oh
[Dm]// I bel-[G7]//ieve in [Bb]/ yes-[F]//terday

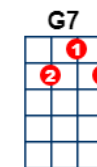


[Outro]

[Dm]// I bel-[G7]//ieve in [Bb]/ yes-[F]//terday.
mm mm mm mm mm mm mmmmmmmmm



Note: Chords are in the original key of F. Paul McCartney plays it in G but uses a guitar that is tuned down one full tone (D-G-C-F-A-d), that's why the song sounds in the key of F. Transposed +2 to G the song is much easier to play.



You Can't Do That: (Lennon, McCartney) B side to Can't buy me love 1964.

[Listen to song on youtube](#) 4/4 Time. 120 BPM.

(Chorus **Bm** & **D** harmony is for 2 or more players)



Intro: Riff 1 **[G]** **[G]**

Verse 1.

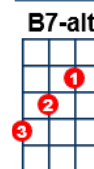
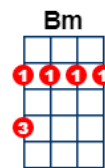
I've got **[G]** something to say that might **[G]** cause you pain,
if I **[G]** catch you talking to that **[G7]** boy again,

I'm gonna **[C]** let you down, and leave you **[G]** flat. **[G]**

Because I **[D]** // // // told you before, - **[C]** oh, you can't do **[G]** that. **[D]**

Riff 1

A|--2---0-2---|-2---2---0-2-|
E|-3--3-----3-|-3--3-----|
C|-----|-----|
G|-----|-----|



Verse 2.

Well, it's the **[G]** second time I've caught you **[G]** talking to him.

Do I **[G]** have to tell you one more time, I **[G7]** think it's a sin?

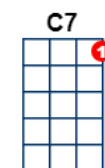
I think I'll **[C]** let you down and leave you **[G]** flat. **[G]**

(Let you down)

(Gonna let you down & leave you

flat)

Because I **[D]** // // // told you before, - **[C]** oh, you can't do **[G]** that. **[G7]/**



Chorus:

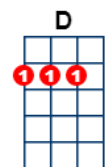
[G7] // // Everybody's **[B7]** greee-**[Em]** {↑} een, cause

[Am7] // I'm the one who **[Bm]** // won your **[G]** love,

But if they'd **[B7]** seee-**[Em]** {↑} een, you

[Am7] talking that way, they'd **[Bm]** laugh in my face. (Play **Bm** and **D** in harmony)

[D]



Verse 3.

So **[G]** please listen to me, if you **[G]** wanna stay mine,

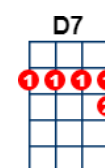
I **[G]** can't help my feelings, I'll go **[G7]** out of my mind.

I'm gonna **[C]** let you down, and leave you **[G]** flat. **[G]**

(Let you down)

(Gonna let you down & leave you flat)

Because I **[D]** // // // told you before, - **[C]** oh, you can't do **[G]** that. **[D]**



Interval

[G] - - - - **[G]** You can't do that. **[G]** - - - - **[G]** You can't do that

[C] - - - - **[C]** You can't do that **[G]** - - - - **[G]** You can't do that.

[D] - - - You **[D7]** // can't do **[C]** // that **[G]** **[G]/**



Chorus:

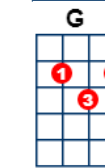
[G] // // Everybody's **[B7]** greee-**[Em]** {↑} een, cause

[Am7] // I'm the one who **[Bm]** // won your **[G]** love,

But if they'd **[B7]** seee-**[Em]** {↑} een, you

[Am7] talking that way, they'd **[Bm]** laugh in my face. (Play **Bm** and **D** in harmony)

[D]



Verse 4.

So **[G]** please listen to me, if you **[G]** wanna stay mine,

I **[G]** can't help my feelings, I'll go **[G7]** out of my mind.

I'm gonna **[C]** let you down, and leave you **[G]** flat. **[G]**

(Let you down)

(Gonna let you down & leave you flat)

Riff 2

A|--2---0-2---|-2---2-----|
E|-3--3-----3-|-3--3-1-2---3|
C|-----|-----|
G|-----|-----|



Coda:

Because I **[D]** // // // told you before, - **[C]** oh, you can't do **[G]** that. **[G]** // { **F**, **F#**, - **G**. }

Start ↑ Riff 2

Single notes played on E string.

You Like Me Too Much. (Harrison) (Help Album 1965)

[Listen on Youtube](#) 4/4 Time. 170 BPM from verse 1.

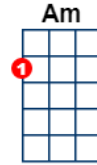


Intro: Slower **[A][B][C][G]/ - /// [Bb]// [D7]// [G]/** (Count **[G]/ -2-3**)

Single notes

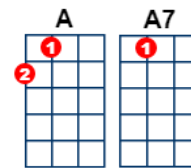
[Verse 1]

[NC]// Though you've **[Am]** gone away this morning, you'll be **[C]** back again to-**[G]** night.
Telling **[Am]** me there'll be no next time, if I **[C]** just don't treat you **[G]** right.
You'll **[Bm7]** never leave me and you know it's **[D7]** true, **[D7]**
'cause you **[G]** like me too **[C]** much and I like **[D7]/** you. - **[D]/** - **[D7]/** - **[D]/** -



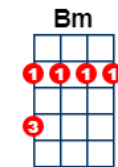
[Verse 2]

You've **[Am]** tried before to leave me, but you **[C]** haven't got the **[G]** nerve,
to walk **[Am]** out and make me lonely, which is **[C]** all that I de-**[G]**serve.
You'll **[Bm7]** never leave me and you know it's **[D7]** true, **[D7]**
'cause you **[G]** like me too **[C]** much and I like **[D7]** you. **[D7]**



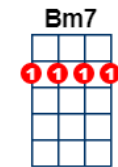
[Bridge]

[Em7] I **[Em7]** really **[A7]** do
[A7] - - and it's **[Bm]** nice when you be-**[A]**lieve me,
[Em7]/ if - **[A7]/** you - **[A7]/** leave - **[D7]/** me -



[Verse 3]

[Am] I will follow you and bring you **[C]** back where you be-**[G]** long
'Cause I **[Am]** couldn't really stand it, I'd ad-**[C]**mit that i was **[G]** wrong.
I **[Bm7]** wouldn't let you leave me 'cause it's **[D7]** true, **[D7]**
'Cause you **[G]** like me too **[C]** much and I like **[D7]** you.



[Solo] Riff for 2 or more Ukes. (Black = Call, Red = Response)

Solo Riff

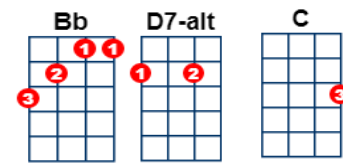
A|--3-2-0|--2-2-3|--5-3-2-0|--2-2-3|--5-3-3-5|--7-7-6-5|--3-3-2-0|--2-2-3|--5-7-7-8|--9-12-11-10|--9-5-3-2|--0-2-2-3|--5-|
E|-----|3-----|3-----|-----|3-----|-----|-----|-----|-----|-----|-----|-----|-----|

[D7] [G] [G] [G] [G] [C] [C] [G] [G] [D7] [D7] [D7] [D7]//

[D7]// 'Cause you **[G]** like me too **[C]** much and I like **[D7]** you. **[D7]**

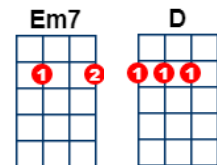
[Bridge]

[Em7] I **[Em7]** really **[A7]** do
[A7] - - and it's **[Bm]** nice when you be-**[A]**lieve me,
[Em7]/ if - **[A7]/** you - **[A7]/** leave - **[D7]/** me -



[Verse 4]

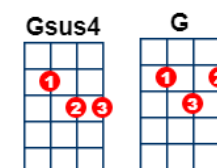
[Am] I will follow you and bring you **[C]** back where you be-**[G]** long
'Cause i **[Am]** couldn't really stand it, I'd ad-**[C]**mit that i was **[G]** wrong.
I **[Bm7]** wouldn't let you leave me 'cause it's **[D7]** true, **[D7]**
'Cause you **[G]** like me too **[C]** much and I like **[D7]** you. **[D7]**
'Cause you **[G]** like me too **[C]** much and I like **[D7]** you. **[D7]**



Single notes - **[A][B][C]**

[Coda]

[G]/// [Gsus4]/ [G]// [Gsus4]// [Bb] [Bb]// [D7]// [G]/.



You Really Got A Hold On Me. (William "Smokey" Robinson) (With The Beatles 1963)
[Listen to song on Youtube](#) 4/4 Time. 85 BPM. Only play *E7* chord if no Tab 1 player.



[Intro chords] ***[E7]**/////////* **[A]** **[F#m]** **[A]** **[F#m]**

[Intro Tabs] Tab 1. Tab 2. Tab 2.

[Verse 1]

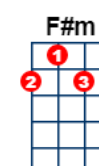
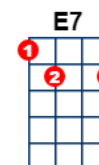
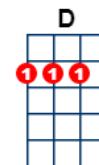
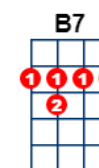
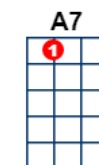
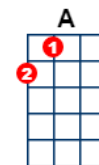
[A] I don't like you - but I love you
[F#m] Seems that I'm always **[F#m]** - thinkin' of you
[A] Though oh **[A7]** oh you treat me **[D]** badly
 I love you **[B7]** madly

Tab 1

```
A|-----0-2-0---|
E|-0-0-2-----2-|
C|-----|
G|-----|
```

Tab 2

```
A|-0-4-4-2-0-2---|
E|-----2-|
C|-----|
G|-----|
```



[Chorus]

You **[E7]** really got a **[A]** hold on me (You really got a hold on me.)
 You really got a **[F#m]** hold on me (You really got a hold on me), Baby

[Verse 2]

[A] I don't want you **[A]** - but I need you
[F#m] Don't wanna kiss you **[F#m]** - but I need to
[A] Though oh **[A7]** oh you do me **[D]** wrong now
 My love is **[B7]** strong now

[Chorus]

You **[E7]** really got a **[A]** hold on me (You really got a hold on me.)
 You really got a **[F#m]** hold on me (You really got a hold on me) Baby

[A] I love **[A7]** you, and all I **[D]** want you to do is just
[A]/ Hold me, **[A]/** hold me, **[A]/** hold me, **[E7]//** hold me - -

[Interlude] *Only play *E7* chord if no Tab 1 player.

[E7]**/////////* **[A]** **[F#m]/*[A]/** - - (Tighter) **[A]** **[F#m]/****[A]/** - - {↑} (Tighter)

Tab 1. Tab 3. ↑ Drums ↑ Tab 3. ↑ Drums ↑

[Verse 3]

[A] I wanna leave you, don't wanna stay here
[F#m] Don't wanna spend another day here
[A] Though oh **[A7]** oh I wanna **[D]** split now
 I just can't **[B7]** quit now

Tab 1

```
A|-----0-2-0---|
E|-0-0-2-----2-|
C|-----|
G|-----|
```

Tab 3

```
A|-0-7-4-9-7-4-9-7---|
E|-----|
C|-----|
G|-----|
```

[Chorus]

You **[E7]** really got a **[A]** hold on me (You really got a hold on me.)
 You really got a **[F#m]** hold on me (You really got a hold on me) {↑} BABY!

[A] I love you, and all I **[D]** want you to do is just
[A]/ Hold me, (Please) **[A]/** hold me, (Squeeze) **[A]/** hold me, **[E7]//** hold me - -

[Outro]

***[E7]**/////////* You **[A]** really got a **[A]** hold on me (You really got a hold on me.)

Tab 1.

You **[F#m]** really got a hold on me (You really got a hold on me)

[A] ///, [A] ///, [A] ///, [A] ///, [A] /.

Tab 4]

Tab 4

```
A|-0-----|0-----|0-----|0-----|0---|
E|---2-0---|---2-0---|---2-0---|---2-0---|---|
C|-----|-----|-----|-----|---|
G|-----|-----|-----|-----|---|
```


You Won't See Me (Harmony) (Lennon, McCartney). 117 BPM 4/4 Time

(Underlined words start together.)

[Listen to the whole song on YouTube](#) [Also The Isolated Vocal Track](#)



[Intro] [D]/ - [A]/ - [A]

[Verse 1]

When I [A] call you [B7] up, your [D] line's en-[A]gaged.

I have [A] had e-[B7] nough, so [D] act your [A] age!

We have [A7] lost the [D] time that [Dm] was so hard to [A] find,

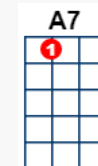
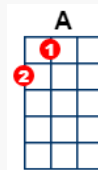
And I will [A] lose my [B7] mind

if [D]/ you [A]/ won't see me.

[D]/ You [A]/ won't see me.

[A] You won't see me

[A] You won't see me



[Verse 2]

I don't [A] know why [B7] you should [D] want to [A] hide.

But I [A] can't get [B7] through, my [D] hands are [A] tied.

I won't [A7] want to [D] stay, I [Dm] don't have much to [A] say, {↑} Ooh la la la x2

but I get [A] turned a-[B7] way,

and [D]/ you [A]/ won't see me.

[D]/ You [A]/ won't see me.

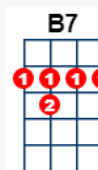
Ooh la la la x2

Ooh la la la x2

Ooh la la la

[A] You won't see me

[A] You won't see me



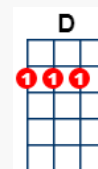
[Bridge]

[D] Time after [Dm] time you re-[Ddim]fuse to even [A] listen.

[B7] I wouldn't mind if I [E7] knew what I was missing.

Harmonise

No I wouldn't, no I wouldn't



[Verse 3]

Though the [A] days are [B7] few they're [D] filled with [A] tears,

and since [A] I lost [B7] you it [D] feels like [A] years.

Yes, it [A7] seems so [D] long, [Dm] girl since you've been [A] gone, {↑} Ooh la la la x2

and I just [A] can't go [B7] on

if [D]/ you [A]/ won't see me.

[D]/ You [A]/ won't see me.

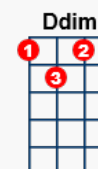
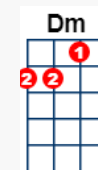
Ooh la la la x2

Ooh la la la x2

Ooh la la la

[A] You won't see me

[A] You won't see me



[Bridge]

[D] Time after [Dm] time you re-[Ddim]fuse to even [A] listen.

[B7] I wouldn't mind if I [E7] knew what I was missing.

Harmonise

No I wouldn't, no I wouldn't

[Verse 4]

Though the [A] days are [B7] few they're [D] filled with [A] tears,

and since [A] I lost [B7] you it [D] feels like [A] years.

Yes, it [A7] seems so [D] long, [Dm] girl since you've been [A] gone, {↑} Ooh la la la x2

and I just [A] can't go [B7] on

if [D]/ you [A]/ won't see me.

[D]/ You [A]/ won't see me.

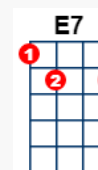
Ooh la la la x2

Ooh la la la x2

Ooh la la la

[A] You won't see me

[A] You won't see me



[Outro]

[A] Ooh [B7] ooh la la la, [D] ooh [A] ooh la la la.

[A] Ooh [B7] ooh la la la, [D] ooh [A] ooh la la la.

Your Mother Should Know. (Lennon, McCartney)

Song is 4/4 time Except two extra beats of [Am]// in the Bridge.

[Listen on YouTube](#) Count 1 – 2. 1-2-3-4. BPM 118.



Intro. [Am] Ooooh, [Am] Ooooh.

[Am] Let's all get up and [F] dance to a song
That was a [A7] hit before your [Dm] mother was born,
[G7] Though she was born a [C] long, long time a-[A7] go,
Your mother should [D7] know, [G7] your mother should [C] know.

(Your mother should) (Kno-{\uparrow}ow)

[E7] Sing it again.

[Am] Let's all get up and [F] dance to a song
That was a [A7] hit before your [Dm] mother was born,
[G7] Though she was born a [C] long, long time a-[A7] go,
Your mother should [D7] know, [G7] your mother should [C] know.

(Your mother should) (Kno-{\uparrow}ow)

Bridge.

[E7] [Am] [Am]// [Fmaj7] [F6],
[G7sus2] [C] [E7]

[Am] Lift up your hearts and [F] sing me a song
That was a [A7] hit before your [Dm] mother was born,
[G7] Though she was born a [C] long, long time a-[A7] go,
Your mother should [D7] know, [G7] your mother should [C] know. [A7]

(Your mother should) (Kno-{\uparrow}ow)

Your mother should [D7] know, [G7] your mother should [C] know.

(Your mother should) (Kno-{\uparrow}ow)

Bridge.

[E7] [Am] [Am]// [Fmaj7] [F6],
[G7sus2] [C] [E7] Sing it again.

[Am] Da da da da, da [F] Da da da da
Da da da [A7] Da da da da [Dm] Da da da da,
[G7] Though she was born a [C] long, long time a-[A7] go,

Your mother should [D7] know, [G7] your mother should [C] know. [A7]

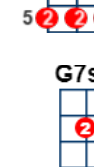
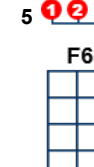

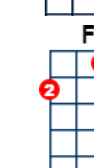
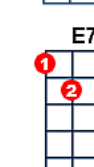
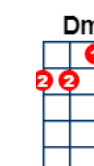
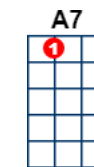
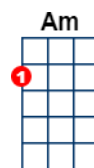
(Your mother should) (Yea-{\uparrow}eah)

Your mother should [D7] know, [G7] your mother should [C] know. [A7]

(Your mother should) (Yea-{\uparrow}eah)

Your mother should [D7] know, [G7] your mother should [C]/ know.

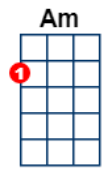
(Your mother should) (Yea-{\uparrow}eah)



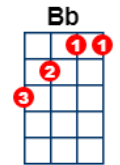
You're Going To Lose That Girl (McCartney, Lennon) Help album 1965.
[Listen on Youtube](#) Original key = E. 4/4 Time. 130 BPM. Count 1-2-3.
Underlined Lyrics start together. 1st notes sung = E,G,E,A.



[NC]/ You're gonna **[C]** lose that girl (Yes, yes your gonna **[Am]** lose that girl)
[Am] You're gonna **[Dm]** lo-ose that **[G7]** girl
 (Yes, yes your gonna **[G7]** lose that girl)

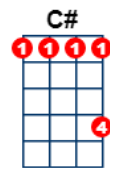


[C] If you don't take her **[E7]** out tonight
 She's gonna **[Dm]** change her mind **[G7]** (She's gonna **[G7]** change her mind)
[C] And I will take her **[E7]** out tonight
 And I will **[Dm]** treat her kind **[G7]** (I'm gonna **[G7]** treat her kind)

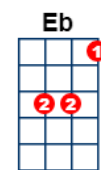
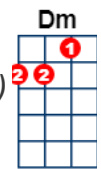


You're gonna **[C]** lose that girl **[Am]** (Yes, yes your gonna **[Am]** lose that girl)
 You're gonna **[Dm]** lo-ose that **[G7]** girl (Yes, yes your gonna **[G7]** lose that girl)

[C] If you don't treat her **[E7]** right my friend
 You're gonna **[Dm]** find her gone **[G7]** (You're gonna **[G7]** find her gone)
[C] Cause I will treat her **[E7]** right and then
 You'll be the **[Dm]** lonely one **[G7]** (You're not the **[G7]** only one)

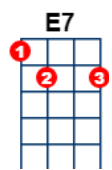


You're gonna **[C]** lose that girl **[Am]** (Yes, yes your gonna **[Am]** lose that girl)
 You're gonna **[Dm]** lo-ose that **[G7]** girl (Yes, yes your gonna **[G7]** lose that girl)
 You're gonna **[Dm]** lo-**[Bb]**lose (Yes, yes your gonna **[Bb]** lose that girl)
[Eb] I'll make a point of **[G#]** takin' her away from **[Eb]** you (Watch what you do,
[Eb] yeah)
[Eb] The way you treat her **[G#]** what else can I **[C#]** do ←(Harmonise)

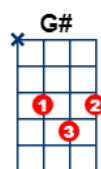


Middle 8: **[C]** **[E7]** **[Dm]** - You're gonna **[G7]** lose that girl. x 2

You're gonna **[C]** lose that girl **[Am]** (Yes, yes your gonna **[Am]** lose that girl)
 You're gonna **[Dm]** lo-ose that **[G7]** girl (Yes, yes your gonna **[G7]** lose that girl)
 you're gonna **[Dm]** lo-**[Bb]**lose (Yes, yes your gonna **[Bb]** lose that girl)
[Eb] I'll make a point of **[G#]** takin' her away from **[Eb]** you (Watch what you do,
[Eb] yeah)
[Eb] The way you treat her **[G#]** what else can I **[C#]** do ←(Harmonise)



[C] If you don't take her **[E7]** out tonight
 She's gonna **[Dm]** change her mind **[G7]** (She's gonna **[G7]** change her mind)
[C] And I will take her **[E7]** out tonight
 And I will **[Dm]** treat her kind **[G7]** (I'm gonna **[G7]** treat her kind)



You're gonna **[C]** lose that girl **[Am]** (Yes, yes your gonna **[Am]** lose that girl)
 You're gonna **[Dm]** lo-ose that **[G7]** girl (Yes, yes your gonna **[G7]** lose that girl)

You're gonna **[Dm]** looo- **[Bb]**//ose **[F]**// that **[C]**/ girl
 (Yes, yes your gonna **[Bb]**// lose **[F]**// that **[C]**/ girl)

(Also uses: C, F.)

Back to Index V2

You've Got To Hide Your Love Away. (Lennon, McCartney)

[Listen to song on YouTube](#)

184 BPM (Strum Pattern. D DUD). 3/4 Time



Intro. [G] [G]

[G] Here I [D] stand [F] head in [G] hand
[C] Turn my face to the [F] wall [C]
[G] If she's [D] gone I [F] can't go [G] on
[C] Feelin' two foot [F] smaa-[C]aaa-[D]aall [D]

[G] Every-[D]where [F] people [G] stare
[C] Each and every [F] day [C]
[G] I can [D] see them [F] laugh at [G] me
[C] And I hear them [F] say-[C]ay-[D]ay [D7alt] [Bm] [Dsus2]

[G] Hey you've got to [C] hide your love a-[Dsus4]way [D] [Dsus2] [D]
[G] Hey you've got to [C] hide your love a-[Dsus4]way [D] [Dsus2] [D]

[G] How can [D] I [F] even [G] try
[C] I can never [F] win [C]
[G] Hearing [D] them [F] seeing [G] them
[C] In the state I'm [F] iiii-[C]iiii-[D]iin [D]

[G] How could [D] she [F] say to [G] me
[C] Love will find a [F] way [C]
[G] Gather [D] round [F] all you [G] clowns
[C] Let me hear you [F] say-[C]ay-[D]ay [D7alt] [Bm] [Dsus2]

[G] Hey you've got to [C] hide your love a-[Dsus4]way [D] [Dsus2] [D]
[G] Hey you've got to [C] hide your love a-[Dsus4]way [D] [Dsus2] [D]

Instrumental Outro.

[G] Here I [D] stand [F] head in [G] hand
[C] Turn my [C] face to the [F] wall [C]
[G] If she's [D] gone I [F] can't go [G] on
[C] Feelin' [C] two foot [F] smaa[C]aaa[G]/aall

